

2

LET'S GO

4th Edition

STUDENT BOOK



R. Nakata
K. Frazier
B. Hoskins
C. Graham

OXFORD

Table of Contents

زبان اميد

www.languagecentre.ir

Let's Remember	2
Unit 1 At School	4
Unit 2 My Things	12
Let's Review Units 1 and 2	20
Unit 3 Things I Can Do	22
Unit 4 Occupations	30
Let's Review Units 3 and 4 ...	38
Unit 5 Things to Eat	40
Unit 6 My House	48
Let's Review Units 5 and 6 ...	56
Unit 7 Routines	58
Unit 8 Doing Things	66
Let's Review Units 7 and 8 ...	74
Syllabus	76
Word List	78



Kate



Andy



Jenny



Scott



Let's Talk



Let's Learn



Let's Learn More



Let's Read

Phonics

Phonics



Let's Review

Let's Remember

A Listen, point, and say.

CD1
02

There are two cats!
They're in the tree.

I like pizza.

I want chicken.

I have three balls.



I can fly a kite.

This is a flower.

These are flowers, too.

Here you are.

Thank you.

You're welcome.

Unit 1 At School

Let's Talk



A Listen and say.

CD1
03

Hi, Scott. How are you?

I'm OK, thanks.
How about you?

Pretty good!



Good-bye, Scott!

See you later!



CD1
04

How about you?
I'm OK.
Pretty good!

Good-bye!
See you later!

I am = I'm

B Listen and sing.



The Hello and Good-Bye Song



Hi, Scott. How are you?

I'm fine, thank you.

Hi, Jenny. How are you?

Pretty good, thank you.

Hi, Andy. How are you?

OK, thank you.

Hi, Kate. How are you?

I'm fine.

Good-bye, Scott.

See you later, alligator!

Good-bye, Jenny.

See you later, alligator!

Good-bye, Andy.

See you later,


See you later.

See you later, alligator!

Good-bye, Kate!



C Say and act. Say hello and good-bye.



Let's Learn



A Learn the words. CD1 06



1. a picture



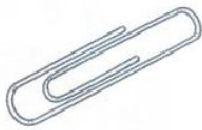
2. a window



3. a pencil sharpener



4. a workbook



5. a paper clip



6. a clock



7. a door



8. a calendar

B Ask and answer. CD1 07




What's this?
It's a picture.

What's that?
It's a window.


It is = It's
What is = What's

C Ask and answer.

CD1
09



this



that



CD1
10

Is	this	a calendar?	Yes, it is.
	that		No, it isn't.

is not = isn't

D Listen, point, and chant.

CD1
11

What's This? What's That?



What's this?
What's that?
This is a spider.

That's a cat.
What's this?
What's that?
This is a baseball.

That's a bat.
This is a spider.
That's a cat.
This is a baseball.
That's a bat.

Let's Learn More



A Learn the words.

CD1
12



1. paper clips



2. pictures



3. clocks



4. workbooks



5. calendars



6. pencil sharpeners



7. windows



8. doors

B Ask and answer.

CD1
13

What are these?

They're paper clips.



What are those?

They're pictures.



CD1
14

What are these?
They're **paper clips**.

What are those?
They're **pictures**.

They are = They're

C Play a game. Ask your partner.

CD1
15

Are these those doors?

Yes, they are.
No, they aren't.

are not = aren't



D Listen and do.

CD1
16



1. Point to the clock.



2. Touch the picture.



3. Write your name.



4. Sharpen your pencil.



A B C D E F G H I J K L M N O P Q R S T U V W X Y Z
a b c d e f g h i j k l m n o p q r s t u v w x y z

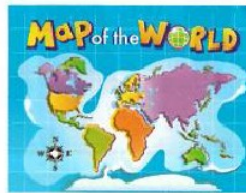
A Listen, point, and say.

CD1
17

Mm



mop



map



mug

Nn



notebook



nine



nut

B Listen, point, and chant.

CD1
18



The M N Phonics Chant

Hop on the mop,
Not the broom.
I need the name
Of the man in the moon.



C Listen and read along.

CD1
19

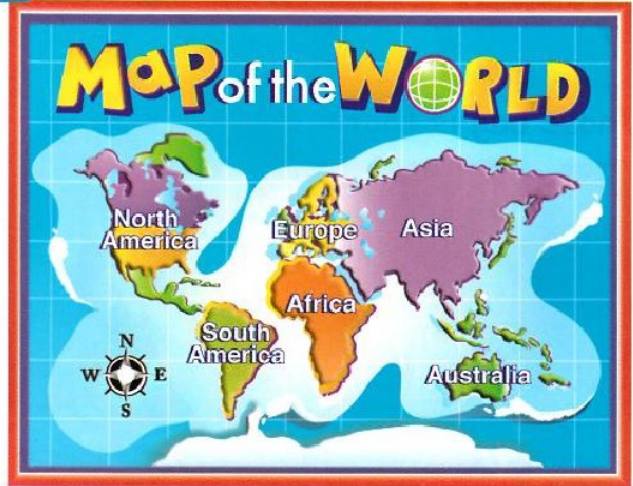
What Do You See?

1



What's that?
What do you see?
There's a man with a mop.

2



What are those?
What do you see?
There are names on the map.

3



What's this?
What do you see?
There's a nut on my notebook.

4



What are these?
What do you see?
There are nine names on mugs.


Unit 2 My Things

Let's Talk




A Listen and say.

CD1
20



Is it Scott's bag?



CD1
21

Whose bag is that?

It's **Jenny's** bag. It's **her** bag.

It's **Scott's** bag. It's **his** bag.

Jenny's = her
Scott's = his

B Listen and sing. 

Whose Bag Is That?

Whose bag is that?

I don't know.

Is it Scott's bag?

No, no, no.

It isn't his bag.

No, it isn't.

No, it isn't Scott's bag.

Is it Jenny's bag?

Yes, it is.

It's her bag.

Yes, it is.

It isn't his bag.

It's her bag.

It isn't Scott's bag.



C Say and act. Ask your friend.

Whose bag is that?

Is it _____'s bag?

No, it isn't _____ bag.



Is it _____'s bag?

Yes, it's _____ bag.



Let's Learn



A Learn the words.

CD1
23



1. a key



2. a candy bar



3. a comic book



4. a comb



5. a coin



6. a brush



7. a tissue



8. a watch

B Ask and answer.

CD1
24

What do you have?

I have a key.



CD1
25

What do you have?
I have a **key**.

C Play a game.

CD1
26

Do you have a **key**?

Yes, I do.

Do you have a **tissue**?

No, I don't.



D Listen, point, and chant.

CD1
27



What Do You Have in Your Bag?


What do you have in your bag?

Look and see.

I have books! One, two, three.

One for you, and two for me.

I have books! One, two, three.



What do you have in your bag?

Look and see.

I have candy bars!

One, two, three.

One for you, and
two for me.

I have candy bars!

One, two, three.



Let's Learn More



A Learn the words.

CD1
28



1. a camera



2. a key chain



3. a music player



4. a calculator



5. a train pass



6. an umbrella



7. a lunch box



8. a wallet

B Ask and answer.


CD1
29

What does he have?

He has a wallet.

What does she have?

She has a key chain.



CD1
30

What does he/she have?

He/She has a wallet.

C Ask your partner. CD1
31



Does **she** have **an umbrella**?
Yes, **she** does.
No, **she** doesn't.

D Listen and do. CD1
33



1. Listen to music.



2. Eat lunch.



3. Buy a comic book.



4. Take a picture.



A B C D E **F** G H I J K L M N O P Q R S T U **V** W X Y Z
a b c d e **f** g h i j k l m n o p q r s t u **v** w x y z

A Listen, point, and say.

CD1
34

Ff



fan

5

five



fork

Vv



van



vest



violin

B Listen, point, and chant.

CD1
35




The F V Phonics Chant

The fox feels fine
On his visit to the van.
The van's very hot.
The fox loves the fan.



Making Music



This is a man.
He has a vest.
He feels fine.



What's that?
It's a van with a fan.



What's in the van?
There's one violin.






Look! There are five violins
and five vests!






A Listen and check.




CD1
37

1.   




A B C

2.   




A B C

3.   




A B C

4.   


A B C

5.   

A B C

6.   

A B C

7.  

A B

8.  

A B

B Play a game.



It's a **key**.
They're **pictures**.
He has a **comic book**.



I Can	Unit 1	Unit 2
1. Say the words.	<input type="checkbox"/>	<input type="checkbox"/>
2. Make sentences.	<input type="checkbox"/>	<input type="checkbox"/>
3. Ask and answer.	<input type="checkbox"/>	<input type="checkbox"/>
4. Sing the songs.	<input type="checkbox"/>	<input type="checkbox"/>
5. Read the stories.	<input type="checkbox"/>	<input type="checkbox"/>

Unit 3 Things I Can Do

Let's Talk




A Listen and say.

CD1
38


What's wrong, Andy?

I can't find my book.



Is it in your desk?

I don't know.



Oh, here it is. I can see it.
It's under my chair.



Thanks, Mom.



CD1
39

What's wrong?
I can't find my **book**.

cannot = can't

B Listen and sing.




What's Wrong?

What's wrong, Andy?

I can't find my book.

What's wrong, Andy?

I can't find my book.



I can't hear the teacher.

He can't hear the teacher.

I can't reach the bookshelf.

He can't reach the bookshelf.

I can't find my pencil.

He can't find his pencil.

I can't see the board.

He can't see the board.

Oh, Andy!

C Say and act. Ask your friend.



What's wrong, _____?

Is it in your _____?

I can't find my _____.

I don't know.

Oh, here it is. It's in my _____. Thanks!



Let's Learn



A Learn the words. CD1 41



1. ride a pony



2. play the piano



3. do a magic trick



4. play hopscotch



5. play with a yo-yo



6. do a cartwheel



7. do a somersault



8. jump rope

B Make sentences. CD1 42



Look at

him!
her!

He
She

can do a magic trick.

C Ask and answer. CD1
44

1.



2.




3.



4.



What can she do?
She can jump rope.

D Listen, point, and chant. CD1
46 

Look at Me!

Look at me.
I can climb a tree.
Look at me.
Look at me.



Look at me.
I can climb a tree.
Look at me.
Look at me.



Look at him. He can swim.
Look at him. He can swim.

Look at her. She can run.
Look at her. She can run.



Look at me.
I can climb a tree.
Look at me.
Look at me.

Let's Learn More



A Learn the words. CD1 47



1. dance



2. swim



3. run



4. sing



5. skip



6. read




7. paint



8. color

B Make sentences. CD1 48



They can read.

C Play a game. Ask your partner.

CD1
50

Can they **skip**?
Yes, they can.
No, they can't.



D Listen and do.

CD1
51



1. Play baseball.



2. Ride a bicycle.



3. Use chopsticks.



4. Speak English.



A B C D E F G H I J K L M N O P Q R S T U V W X Y Z
a b c d e f g h i j k l m n o p q r s t u v w x y z


A Listen, point, and say.

CD1
52

Ll



long



little



like

Rr



run



race



ride


B Listen, point, and chant.

CD1
53




The L R Phonics Chant

The lion runs like the rabbit.
He loves to race at night.
Lions really love to run,
And stop at the red light.



What Can You Do?



Can you run a long race?
No, I can't.



They can run.
They like long races.



What about you?
What can you do?



I can ride a little unicycle.
Yes, I can. Look at me!

Unit 4 Occupations

Let's Talk



A Listen and say.

CD1
55




CD1
56

I hope you feel better soon.
Thanks.

B Listen and sing.



What's the Matter?



What's the matter?
What's the matter?
What's the matter?
I am sick.

What's the matter?
Are you OK?
I am sick today.
Oh, no!



hot



cold



tired




sad

C Say and act. What's the matter?

What's the matter, _____?

I'm _____.



That's too bad.
I hope you feel better soon.



Let's Learn



A Learn the words.

CD1
58



1. a cook



2. a nurse



3. a taxi driver



4. a doctor



5. a police officer



6. a teacher



7. a student



8. a farmer

B Make sentences.

CD1
59



He's a cook.

She's a teacher.

CD1
60



He's
She's | a cook.

He is = He's
She is = She's

C Ask and answer. CD1
61



CD1
62

Who's he?
He's a student.

Who is = Who's

D Listen, point, and chant. CD1
63

Is He a Teacher?

Is he a teacher?

Yes, he is.

Is she a student?

Yes, she is.

Are they nurses?

No, they aren't.

They're doctors.

Is he a farmer?

No, he isn't.

Is she a cook?

No, she isn't.

Are they teachers?

No, they aren't.

They're students.



Let's Learn More



A Learn the words.

CD1
64



1. pilots



2. salesclerks



3. office workers



4. engineers




5. dentists



6. firefighters



7. teachers



8. students

B Ask and answer.

CD1
65

Who are they?

They're office workers.





CD1
66



Who are they?
They're **office workers**.



C Ask and answer. CD1
67



CD1
68

Are they **dentists**?
Yes, they are. No, they aren't.

1.  

2.  

3.  

4.  

D Listen and do. CD1
69



1. Drive a taxi.



2. Use a computer.



3. Fly a plane.



4. Climb a ladder.



A B C D E F G H I J K L M N O P Q R S T U V W X Y Z
a b c d e f g h i j k l m n o p q r s t u v w x y z

A Listen, point, and say.

CD1
70

a_e

ai

ay



game



make



paint



rain



play



today

B Listen, point, and chant.

CD1
71



The Long A Phonics Chant



Play today!
Paint the rain.
Make a cake.
Paint a wave.



A Rainy Day



Oh, no! Look at the rain.
We can't play today.



I can make a cake.
I'm a cook!



Let's play a game.
No, let's paint.






I can paint pictures.
Look at my pictures!






A Listen and check.




CD1
73

1.   




A B C

2.   




A B C

3.   




A B C

4.   



A B C

5.   

A B C

6.   

A B C

7.  

A B

8.  

A B

B Play a game.

They're **firefighters**.

She can **swim**.



I Can

I Can't

I Can

START

END



I Can	Unit 3	Unit 4
1. Say the words.	<input type="checkbox"/>	<input type="checkbox"/>
2. Make sentences.	<input type="checkbox"/>	<input type="checkbox"/>
3. Ask and answer.	<input type="checkbox"/>	<input type="checkbox"/>
4. Sing the songs.	<input type="checkbox"/>	<input type="checkbox"/>
5. Read the stories.	<input type="checkbox"/>	<input type="checkbox"/>

Unit 5 Things to Eat

زبان امید

www.languagecentre.ir

Let's Talk



A Listen and say.

CD2
02

What's for lunch, Mom?

Spaghetti.



Mmm. That's good.
I like spaghetti.

I do, too.

Do you want spaghetti?

Yes, please.

No, thank you!



CD2
03

Do you want **spaghetti**?
Yes, please.
No, thank you!

B Listen and sing. 

The Spaghetti Song

Do you like spaghetti?

Yes, I do.

I do, too.

I do, too.

Do you like spaghetti?

Yes, I do.

I like spaghetti, too!

Do you want spaghetti?

Yes, I do.

I do, too.

I do, too.

Do you want spaghetti?

Yes, I do.


I want spaghetti, too!



C Say and act. Talk about food.

What's for lunch?

Do you want _____?



Let's Learn



A Learn the words.

CD2
05



1. an omelet



2. a peach



3. a pear



4. a pancake



5. yogurt



6. cereal



7. tea



8. hot chocolate

B Ask and answer.

CD2
06

What does she want?

She wants a peach.



CD2
07

What does she want?
She wants a peach.

C Play a game.

CD2
08

Does **he** want **cereal**?

Yes, **he** does. No, **he** doesn't.



D Listen, point, and chant.

CD2
09

Hungry Boy Chant

What does he want?

What does he want?

Listen carefully.

He wants

One egg,

Two bananas,

Three pancakes,

Four milk shakes,

Five cookies,


Six sandwiches.

He's a hungry boy.

He's a very hungry boy.

He's a hungry boy.

He's a very hungry boy.



Let's Learn More



A Learn the words.

CD2
10



1. grapes



2. pancakes




3. peaches



4. hamburgers



5. stew



6. cheese



7. pasta



8. steak

B Ask and answer.

CD2
11




What does she like?

She likes pancakes.

CD2
12

What does **she** like?
She likes **pancakes**.


C Ask your partner. CD2
13



CD2
14

Does **he** like **steak**?
Yes, **he** does.
No, **he** doesn't.

D Listen and do. CD2
15



1. Count the grapes.



2. Eat a hamburger.



3. Make pancakes.



4. Peel peaches.



A B C D E F G H I J K L M N O P Q R S T U V W X Y Z
a b c d e f g h i j k l m n o p q r s t u v w x y z

A Listen, point, and say.

CD2
16

e

ee

ea



me



we



tree



weed



clean



leaf

B Listen, point, and chant.

CD2
17



The Long E Phonics Chant

He eats weeds.
So does she.
She loves weeds.
Not me!



Weeds and Trees



We like trees.
We don't like weeds.



Look at me!
I have a green and yellow leaf.



Look at the park.
It's clean!



I'm hungry.
Can we eat weeds?

Unit 6 My House


Let's Talk



A Listen and say.

CD2
19

Where do you live, Jenny?




I live in Hillsdale.

What's your address?



It's 6 North Street.

What's your cell phone number?



It's (798) 555-2143.

CD2
20

Where do you live?
I live in Hillsdale.

What's your address?
It's 6 North Street.

B Listen and sing.



Hillsdale



Where do you live?

In Hillsdale.


Where do you live?

In Hillsdale.

I live in Hillsdale.

How about you?

I live in Hillsdale, too.




What's your address
in Hillsdale?

What's your address
in Hillsdale?

It's North Street.

Number forty-two.


I live next to you!



C Say and act. Tell where you live.

Where do you live?

I live in _____.



What's your address?

It's _____.





A Learn the words. CD2 22



1. a bed



2. a bathtub



3. a sofa



4. a stove



5. a lamp



6. a sink




7. a TV



8. a refrigerator

B Ask and answer. CD2 23

Where's the workbook?



It's under the bed.

Where's the key chain?



It's by the stove.




Where's the **workbook**?
It's **under** the **bed**.

Where is = Where's

in under
on by

C Make sentences.

CD2
25



CD2
26

There's **an umbrella** in the **bathtub**.
There are **balls** under the **TV**.

There is = There's

D Listen, point, and chant.

CD2
27

Are There Books in the Bathtub?

Are there books in the bathtub?

No, there aren't.

Are there books in the sink?

No, there aren't.

Are there books in the refrigerator?

No, there aren't.

No, there aren't.

No, there aren't.

Is there a bird on the bed?

Yes, there is.

Is there a spider on the sofa?

Yes, there is.

Is there a baby in the bathtub?

Yes, there is.

Yes, there is.

Yes, there is.



Let's Learn More



A Learn the words. CD2 28



1. next to




2. in front of



3. behind

B Make sentences. CD2 29



There's a **table** in front of the **sofa**.

C Play a game. Ask your partner.

CD2
31

Is there a **stove** next to the **sink**?
Yes, there is.
No, there isn't.

in in front of
on behind
under next to



D Listen and do.

CD2
32



1. Wash the dishes.



2. Take a bath.



3. Clean the room.



4. Make the bed.



A B C D E F G H I J K L M N O P Q R S T U V W X Y Z
 a b c d e f g h i j k l m n o p q r s t u v w x y z

A Listen, point, and say.

CD2
33

i _ e

y

i



kite



ride



fly



my



climb



find

B Listen, point, and chant.

CD2
34



The Long I Phonics Chant

I like to fly my kite.

I like to ride my bike.

I don't like bikes. I like to hike.

I hate to hike. I like bikes.



Save that Kite!

1



What's wrong?
I can't find my kite.

2



Look! There are five kites
in the tree.
My kite is red and white.

3



Cat, please climb this tree.
My kite is red and white.
Grab that line!

4






Thank you, Cat!
Now I can fly my kite!

Let's Review






A Listen and check.




CD2
36

1.   




A B C

2.   



A B C

3.   



A B C

4.   

A B C

5.  

A B

6.  

A B

B Listen and number.

CD2
37



C Play a game.
Make sentences.

The yogurt is by the bowl.

He's a police officer.



I Can	Unit 5	Unit 6
1. Say the words.	<input type="checkbox"/>	<input type="checkbox"/>
2. Make sentences.	<input type="checkbox"/>	<input type="checkbox"/>
3. Ask and answer.	<input type="checkbox"/>	<input type="checkbox"/>
4. Sing the songs.	<input type="checkbox"/>	<input type="checkbox"/>
5. Read the stories.	<input type="checkbox"/>	<input type="checkbox"/>

Unit 7 Routines

Let's Talk





A Listen and say.

CD2
38



What time is it?



CD2
39

What time is it?
It's **six o'clock**.

B Listen and sing.



What Time Is It?

What time is it?

It's eight o'clock.

It's time for school. Let's go!

Come on, let's go!

It's time for school.

It's eight o'clock. Let's go!



What time is it?


It's twelve o'clock.

It's time for lunch. Let's go!

Come on, let's go!

It's time for lunch.

It's twelve o'clock. Let's go!



What time is it?

It's nine o'clock.

It's time for bed. Let's go!

Come on, let's go!

It's time for bed.

It's nine o'clock. Let's go!

C Say and act. Tell time.

What time is it?

It's _____.

It's time for _____.



Let's Learn



A Learn the words.

CD2
41



1. get up



2. brush my teeth



3. wash my face



4. comb my hair



5. get dressed




6. eat breakfast

B Ask and answer.

CD2
42

What do you do in the morning?



CD2
43

What do you do in the morning?

I eat breakfast.

C Ask and answer. CD2
44



CD2
45

Do you **wash your face** in the afternoon?
Yes, I do.
No, I don't.

D Listen, point, and chant. CD2
46

What Do You Do in the Morning?

What do you do in the morning?
What do you do in the morning?
What do you do?
What do you do?
What do you do in the morning?

I get up and brush my teeth,
Wash my face, and comb my hair.
I get up and brush my teeth,
Wash my face, and comb my hair.

What do you do?
I brush my teeth.
What do you do?
I wash my face.

What do you do?
I comb my hair.
I comb my hair
in the morning.





A Learn the words.


CD2
47



1. eat dinner



2. talk on the phone



3. do homework



4. take a bath



5. watch TV



6. study English

B Ask and answer.

CD2
48

What does he do in the evening?

Scott	1	2
Jenny	3	4
Maria	5	6

He watches TV.

CD2
49



What does **he** do in the evening?
He **watches TV**.

watches	does
takes	studies
talks	eats

C Play a game. Ask your partner.

CD2
50



Does **she** watch TV at night?
Yes, **she** does.
No, **she** doesn't.



D Listen and do.

CD2
51



1. Play the violin.



2. Take a shower.



3. Play video games.



4. Go to bed.



A B C D E F G H I J K L M N O P Q R S T U V W X Y Z
a b c d e f g h i j k l m n o p q r s t u v w x y z

A Listen, point, and say.

CD2
52

o_e

oa

ow



home



rope



goat



oats



bowl



grow

B Listen, point, and chant.

CD2
53



The Long O Phonics Chant


My goat loves oats,
Chicken bones,
Roses in a bowl,
And ice cream cones.




C Listen and read along.

CD2
54


A Day on the Farm



This is my home. I live on a farm. Where do you live?



The goats eat oats in the morning. What do you eat?



I grow peaches. Do you eat peaches in the afternoon?
Yes, we do!



Can we ride the pony?
Yes. Hold the rope.

Unit 8 Doing Things


Let's Talk



A Listen and say.

CD2
55

Let's play a game!



What are you doing?



I'm riding a bicycle.

What are you doing?

We're swimming.



CD2
56

What are you doing?
I'm **riding a bicycle**.
We're **swimming**.

We are = We're

B Listen and sing. CD2 57 

What Are You Doing?




What are you doing?
I'm playing a game.
Watch what I do,
And then do the same.

Clap your hands.
Count to three.
Wiggle your toes.
Smile at me.




Nod your head.
Bend your knees.
Stamp your feet.
Now say "Please."

Snap your fingers.
Climb a tree.
Raise your arms.
Wave at me.



C Say and act. Play a guessing game.

What are you doing?



I'm _____.

What are you doing?



We're _____.

Let's Learn



A Learn the words.

CD2
58



1. dancing



2. swimming



3. sleeping



4. drawing



5. singing



6. running



7. walking



8. reading

B Ask and answer.

CD2
59

What's he doing?









He's drawing.

CD2
60

What's he doing?
He's drawing.

C Ask and answer.

CD2
61

1. 
2. 
3. 
4. 
5. 
6. 

CD2
62

Is **she** swimming?

Yes, **she** is.


No, **she** isn't.

D Listen, point, and sing.

CD2
63



Doing Things



What's he doing?

Reading.

He's reading,

He's reading.

What's he reading?

He's reading a comic book and talking on the telephone.

What's she doing?

Eating.

She's eating,

She's eating.

What's she eating?

She's eating spaghetti and talking on the telephone.

What are you doing?

Cooking.

I'm cooking,

I'm cooking.

What are you cooking?

I'm cooking breakfast and talking on the telephone.



Let's Learn More




A Learn the words.


CD2
64



1. at home



2. at school



3. at the park



4. at the store



5. at the library



6. at the zoo

B Ask and answer.

CD2
65



CD2
66



Where is **Kate**?

She's at the **library**.

C Play a game. Ask your partner.

CD2
67

Where is **he**?

He's at the park.

What's **he** doing?

He's playing baseball.



study → studying
eat → eating

buy → buying
take → taking

D Listen and do.


CD2
68



1. Snap your fingers.



2. Stamp your feet.



3. Open your mouth.



4. Close your eyes.



A B C D E F G H I J K L M N O P Q R S T U V W X Y Z
a b c d e f g h i j k l m n o p q r s t u v w x y z

A Listen, point, and say.

CD2
69

u_e

ue

ew



huge



tube



blue



glue



few



new


B Listen, point, and chant.

CD2
70



The Long U Phonics Chant

My mule is cute.
Her name is June.
She loves sugar cubes
And new blue balloons.



C Listen and read along.

CD2
71

Making Art




Do you have glue?
Yes, I do. It's new.



Is that blue?
Yes, it is. I like blue.



Do you have a few tubes?
No, I don't. Ask Sue.






Look at it.
It's huge! It's singing!




Let's Review






A Listen and check. CD2 72

1.   



A B C

2.   




A B C

3.   




A B C

4.   



A B C

5.   



A B C

6.   

A B C

7.  

A B

8.  

A B

Is he jumping?

Yes, he is.

B Play a game.

jump	→	jumping
skip	→	skipping
do	→	doing
watch	→	watching



I Can	Unit 7	Unit 8
1. Say the words.	<input type="checkbox"/>	<input type="checkbox"/>
2. Make sentences.	<input type="checkbox"/>	<input type="checkbox"/>
3. Ask and answer.	<input type="checkbox"/>	<input type="checkbox"/>
4. Sing the songs.	<input type="checkbox"/>	<input type="checkbox"/>
5. Read the stories.	<input type="checkbox"/>	<input type="checkbox"/>

Let's Go 2 Syllabus

Let's Remember

I like. I want. I have. I can.
There are, they're, this is, these are.

Here you are. Thank you.
You're welcome.

Unit 1 At School

Let's Talk	Let's Learn	Let's Learn More	Let's Read
<p>Conversation: How are you? I'm OK. How about you? Pretty good! Good-bye. See you later!</p> <p>Song: The Hello and Good-Bye Song</p>	<p>School Items: a picture, a window, a pencil sharpener, a workbook, a paper clip, a clock, a door, a calendar</p> <p>Language: What's this/that? It's a picture. Is this/that a calendar?</p> <p>Chant: What's This? What's That?</p>	<p>School Items: paper clips, pictures, clocks, workbooks, calendars, pencil sharpeners, windows, doors</p> <p>Language: What are these/those? They're paper clips.</p> <p>Listen and do: point, touch, write, sharpen</p>	<p>Phonics</p> <p>Mm mop, map, mug</p> <p>Nn notebook, nine, nut</p> <p>The MN Phonics Chant</p> <p>Story: What Do You See?</p>

Unit 2 My Things

Let's Talk	Let's Learn	Let's Learn More	Let's Read
<p>Conversation: Whose bag is that? Is it Scott's bag? No, it isn't his bag. Is it Jenny's bag? Yes, it's her bag.</p> <p>Song: Whose Bag Is That?</p>	<p>Things: a key, a candy bar, a comic book, a comb, a coin, a brush, a tissue, a watch</p> <p>Language: What do you have? I have a key. Do you have a tissue?</p> <p>Chant: What Do You Have in Your Bag?</p>	<p>More Things: a camera, a key chain, a music player, a calculator, a train pass, an umbrella, a lunch box, a wallet</p> <p>Language: What does he/she have? He/She has a wallet. Does he/she have an umbrella?</p> <p>Listen and do: listen, eat, buy, take</p>	<p>Phonics</p> <p>Ff fan, five, fork</p> <p>Vv van, vest, violin</p> <p>The FV Phonics Chant</p> <p>Story: Making Music</p>

Let's Review Units 1 and 2

Unit 3 Things I Can Do

Let's Talk	Let's Learn	Let's Learn More	Let's Read
<p>Conversation: What's wrong, Andy? I can't find my book. Is it in your desk? It's under my chair.</p> <p>Song: What's Wrong?</p>	<p>Actions: ride a pony, play the piano, do a magic trick, play hopscotch, play with a yo-yo, do a cartwheel, do a somersault, jump rope</p> <p>Language: Look at him/her. He/She can do a magic trick. What can he/she do?</p> <p>Chant: Look at Me!</p>	<p>Actions: dance, swim, run, sing, skip, read, paint, color</p> <p>Language: They can read. Can they skip?</p> <p>Listen and do: play, ride, use, speak</p>	<p>Phonics</p> <p>Ll long, little, like</p> <p>Rr run, race, ride</p> <p>The LR Phonics Chant</p> <p>Story: What Can You Do?</p>

Unit 4 Occupations

Let's Talk	Let's Learn	Let's Learn More	Let's Read
<p>Conversation: What's the matter, Scott? I'm sick. I hope you feel better soon! Thanks.</p> <p>Song: What's the Matter?</p>	<p>Jobs: a cook, a nurse, a taxi driver, a doctor, a police officer, a teacher, a student, a farmer</p> <p>Language: He's/She's a cook. Who's he/she?</p> <p>Chant: Is He a Teacher?</p>	<p>Jobs: pilots, salesclerks, office workers, engineers, dentists, firefighters, teachers, students</p> <p>Language: Who are they? They're office workers. Are they dentists?</p> <p>Listen and do: drive, use, fly, climb</p>	<p>Phonics</p> <p>a_e game, make</p> <p>ai paint, rain</p> <p>ay play, today</p> <p>Long A Phonics Chant</p> <p>Story: A Rainy Day</p>

Let's Review Units 3 and 4



Unit 5 Things to Eat

Let's Talk	Let's Learn	Let's Learn More	Let's Read
<p>Conversation: What's for lunch, Mom? Spaghetti. I like spaghetti. I do, too. Do you want spaghetti? Yes, please. No, thank you!</p> <p>Song: The Spaghetti Song</p>	<p>Food: an omelet, a peach, a pear, a pancake, yogurt, cereal, tea, hot chocolate</p> <p>Language: What does she want? She wants a peach. Does he want cereal?</p> <p>Chant: Hungry Boy Chant</p>	<p>Food: grapes, pancakes, peaches, hamburgers, stew, cheese, pasta, steak</p> <p>Language: What does she like? She likes pancakes. Does she like steak?</p> <p>Listen and do: count, eat, make, peel</p>	<p>Phonics</p> <p>e me, we ee tree, weed ea clean, leaf</p> <p>Long E Phonics Chant</p> <p>Story: Weeds and Trees</p>

Unit 6 My House

Let's Talk	Let's Learn	Let's Learn More	Let's Read
<p>Conversation: Where do you live? I live in Hillsdale. What's your address? It's 6 North Street. What's your cell phone number? It's (798) 555-2143.</p> <p>Song: Hillsdale</p>	<p>Household Items: a bed, a bathtub, a sofa, a stove, a lamp, a sink, a TV, a refrigerator</p> <p>Language: Where's the workbook? It's under/by/in/on the bed.</p> <p>Chant: Are There Books in the Bathtub?</p>	<p>Locations: next to, in front of, behind</p> <p>Language: There's a table in front of the sofa. Is there a stove next to the sink?</p> <p>Listen and do: wash, take, clean, make</p>	<p>Phonics</p> <p>i_e kite, ride y fly, my i climb, find</p> <p>Long I Phonics Chant</p> <p>Story: Save that Kite!</p>

Let's Review Units 5 and 6

Unit 7 Routines

Let's Talk	Let's Learn	Let's Learn More	Let's Read
<p>Conversation: What time is it? It's six o'clock. It's time for dinner. It's seven o'clock. It's time for your bath. Is it time for bed? Yes, it is. Good night, Mom.</p> <p>Song: What Time Is It?</p>	<p>Morning Routines: get up, brush my teeth, wash my face, comb my hair, get dressed, eat breakfast</p> <p>Language: What do you do in the morning? I eat breakfast. Do you wash your face in the afternoon?</p> <p>Chant: What Do You Do in the Morning?</p>	<p>Evening Activities: eat dinner, talk on the phone, do homework, take a bath, watch TV, study English</p> <p>Language: What does he do in the evening? He watches TV. Does she watch TV at night?</p> <p>Listen and do: play, take, go</p>	<p>Phonics</p> <p>o_e home, rope oa goat, oats ow bowl, grow</p> <p>Long O Phonics Chant</p> <p>Story: A Day on the Farm</p>

Unit 8 Doing Things

Let's Talk	Let's Learn	Let's Learn More	Let's Read
<p>Conversation: Let's play a game! What are you doing? I'm riding a bicycle. We're swimming.</p> <p>Song: What Are You Doing?</p>	<p>Actions: dancing, swimming, sleeping, drawing, singing, running, walking, reading</p> <p>Language: What's he doing? He's drawing. Is she swimming?</p> <p>Song: Doing Things</p>	<p>Places: at home, at school, at the park, at the store, at the library, at the zoo</p> <p>Language: Where is she/he? She's/He's at the library. What's he doing? He's playing baseball.</p> <p>Listen and do: snap, stamp, open, close</p>	<p>Phonics</p> <p>u_e huge, tube ue blue, glue ew few, new</p> <p>Long U Phonics Chant</p> <p>Story: Making Art</p>

Let's Review Units 7 and 8

Word List

A
 address 48
 afternoon 61
 aren't 9
 at 24

B
 bag 12
 bathtub 50
 behind 52
 bike 54
 blue 72
 bowl 64
 brush 14
 brush my teeth 60
 buy a comic book 17

C
 calculator 16
 calendar 6
 camera 16
 candy bar 14
 cereal 42
 cheese 44
 clean 46
 clean the room 53
 climb a ladder 35
 clock 6
 close your eyes 71
 coin 14
 comb 14
 comb my hair 60
 comic book 14
 computer 35
 cook 32
 count the grapes 45

D
 dance 26
 dancing 68
 dentists 34
 do a cartwheel 24
 do a magic trick 24
 do a somersault 24
 do homework 62
 doctor 32
 door 6
 doors 8
 drawing 68
 drive a taxi 35

E
 eat lunch 17
 eat breakfast 60
 eat dinner 62
 engineers 34
 evening 62

F
 fan 18
 farmer 32
 few 72
 firefighters 34
 five 18
 fly a plane 35
 fork 18
 fox 18

G
 game 36
 get dressed 60
 get up 60
 glue 72
 goat 64
 grapes 44
 grow 64

H
 hamburgers 44
 her 12
 hike 54
 his 12
 home 64
 hopscotch 24
 hot chocolate 42
 huge 72

I
 in front of 52

J
 jump rope 24

K
 key 14
 key chain 16

L
 lamp 50
 leaf 46
 library 70
 line 55
 little 28
 long 28
 lunch 17
 lunch box 16

M
 map 10
 moon 10
 mop 10
 morning 60
 mug 10
 mule 72
 music player 16

N
 new 72
 next to 52
 night 58
 nine 10
 notebook 10
 nurse 32
 nut 10

O
 oats 64
 office workers 34
 omelet 42
 open your mouth 71

P
 paint 26
 pancake 42
 paper clip 6
 park 70
 pasta 44
 peach 42
 pear 42
 peel peaches 45
 pencil sharpener 6
 picture 6
 pilots 34
 pizza 2
 play hopscotch 24
 play the piano 24
 play with a yo-yo 24
 police officer 32

R
 race 28
 reading 68
 refrigerator 50
 ride a bicycle 27
 ride a pony 24
 riding 66
 run 26
 running 68

S
 salesclerks 34
 school 70
 sharpen your
 pencil 9
 sick 30
 sing 26
 singing 68
 sink 50
 skip 26
 sleeping 68
 snap your fingers 71
 sofa 50
 somersault 24

spaghetti 40
 speak English 27
 stamp your feet 71
 steak 44
 stew 44
 store 70
 stove 50
 student 32
 study English 62
 swim 26
 swimming 68

T
 table 52
 take a bath 62
 take a picture 17
 take a shower 63
 talk on the phone 62
 taxi driver 32
 tea 42
 teacher 32
 tissue 14
 today 36
 touch the picture 9
 train pass 16
 tube 72
 TV 50

U
 umbrella 16
 unicycle 29
 use a computer 35
 use chopsticks 27

V
 van 18
 vest 18
 video games 63
 violin 18

W
 walking 68
 wallet 16
 wash the dishes 53
 wash my face 60
 watch 14
 watch TV 62
 we 46
 weeds 46
 window 6
 with 19
 workbook 6
 write your name 9

Y
 yogurt 42

Z
 zoo 70