


2<sup>nd</sup> Edition

# Family and Friends

Starter  
Workbook




2<sup>nd</sup> Edition

# Family and Friends

## Starter

### Workbook



**Naomi Simmons**

**OXFORD**  
UNIVERSITY PRESS



Great Clarendon Street, Oxford, OX2 6DP, United Kingdom

Oxford University Press is a department of the University of Oxford. It furthers the University's objective of excellence in research, scholarship, and education by publishing worldwide. Oxford is a registered trade mark of Oxford University Press in the UK and in certain other countries

© Oxford University Press 2014

The moral rights of the author have been asserted

eBook Edition

ISBN: 978 0 19 480966 5 Interactive ebook

ISBN: 978 0 19 480968 9 Interactive ebook – app version

First published in 2014

### **No copying or file sharing**

This digital publication is protected by international copyright laws. No part of this digital publication may be reproduced, modified, adapted, stored in a retrieval system, or transmitted, in any form or by any means, to any other person or company without the prior permission in writing of Oxford University Press, or as expressly permitted by law. Enquiries concerning reproduction outside the scope of the above should be sent to the ELT Rights Department, Oxford University Press, at the address above. You must not modify, adapt, copy, store, transfer or circulate the contents of this publication under any other branding or as part of any other product. You may not print out material for any commercial purpose or resale. Any websites referred to in this publication are in the public domain and their addresses are provided by Oxford University Press for information only. Oxford University Press disclaims all and any responsibility for the content of such websites.

### ACKNOWLEDGEMENTS

*Illustrations by:* Barbara Bongini/The Organisation pp.11, 17, 21, 23, 30, 31, 39, 45, 49, 53, 55, 61, 67, 71, 74; Simon Clare pp.6, 8, 12, 14, 18, 20, 24, 26, 34, 36, 40, 42, 46, 48, 56, 58, 62, 64, 68, 70; Andy Hamilton pp.16, 38, 44, 54, 60, 66; John Haslam pp.76, 77; Dusan Pavlic/Beehive Illustration pp.28, 29, 50, 51, 72, 73; Christos Skaltsas pp.4, 5, 9, 10, 15, 22, 27, 32, 33, 37, 43, 52, 58, 59, 65; Lisa Smith/Sylvie Poggio Artists Agency pp.13, 19, 25, 35, 47, 63.

*Animations by:* GS animations.

# Contents



<b>Starter Unit</b>	<b>Hello!</b>	<b>4</b>
<b>Unit 1</b>	<b>What colour is it?</b>	<b>10</b>
<b>Unit 2</b>	<b>What's this?</b>	<b>16</b>
<b>Unit 3</b>	<b>Is it a plane?</b>	<b>22</b>
<b>Values Time! 1</b>	<b>Be polite</b>	<b>28</b>
<b>Review 1</b>		<b>30</b>
<b>Unit 4</b>	<b>This is my mum!</b>	<b>32</b>
<b>Unit 5</b>	<b>He's happy!</b>	<b>38</b>
<b>Unit 6</b>	<b>They're bears!</b>	<b>44</b>
<b>Values Time! 2</b>	<b>Share with others</b>	<b>50</b>
<b>Review 2</b>		<b>52</b>
<b>Unit 7</b>	<b>Are they teachers?</b>	<b>54</b>
<b>Unit 8</b>	<b>I've got a shirt!</b>	<b>60</b>
<b>Unit 9</b>	<b>I like plums!</b>	<b>66</b>
<b>Values Time! 3</b>	<b>Be kind to animals</b>	<b>72</b>
<b>Review 3</b>		<b>74</b>
<b>Review game!</b>		<b>76</b>
<b>Handwriting</b>		<b>78</b>





## Lesson One Words

### 1 Look and trace.



### 2 Point and say.

Hello, Tim.

**1 Look and match.**

1

a

b



c

**2 Point and say.**

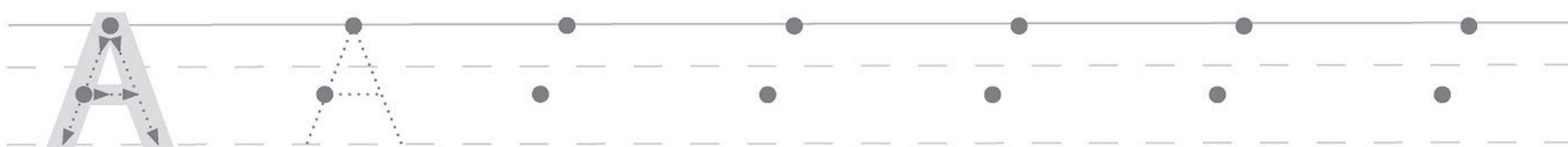
What's your name? I'm Rosy.



**1 Trace.**




**2 Trace and write the letter Aa.**



**3 Trace the letters on the words.**



Annie

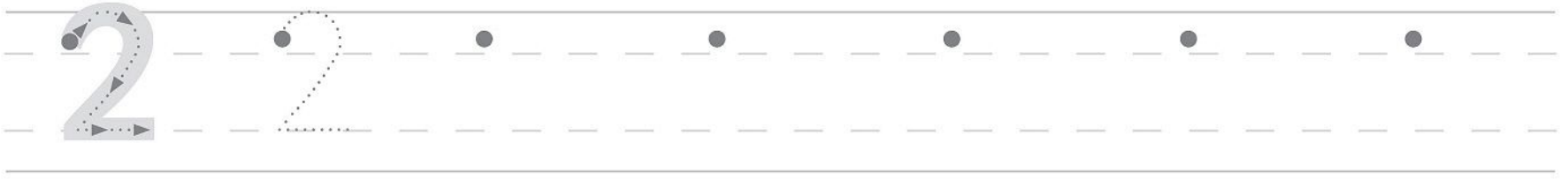
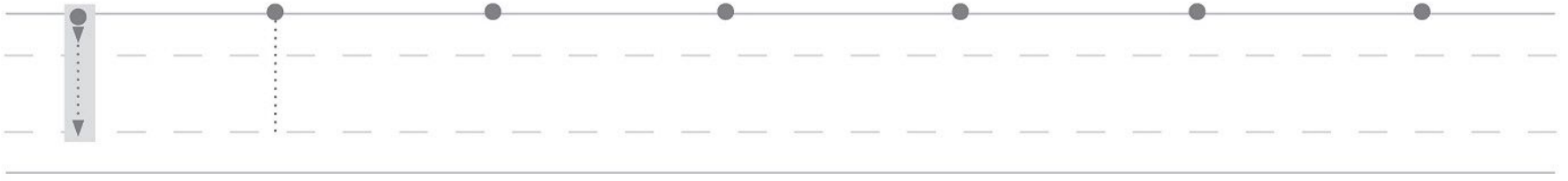


apple

**4 Find and colour the letter Aa.**

Aa Bb Cc Dd Ee  
Ff Gg Hh Ii

**1 Trace and write the numbers.**



**2 Look at the numbers and draw.**

a

**2**

b

**1**

c

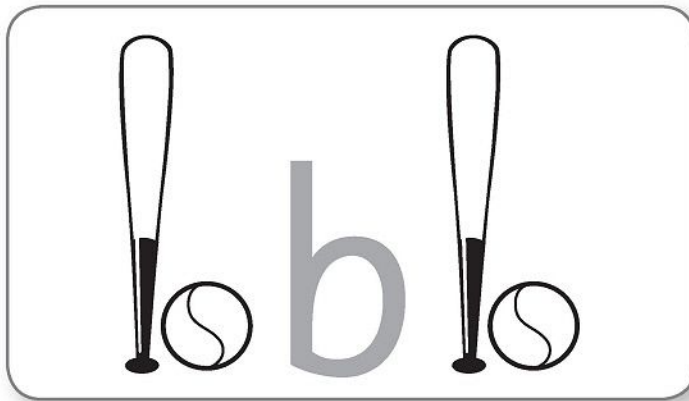
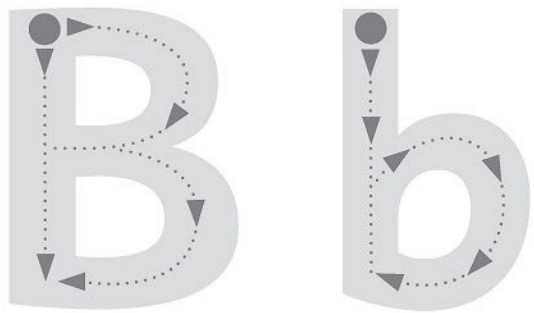
**2**

**3 Colour the numbers 1 and 2.**

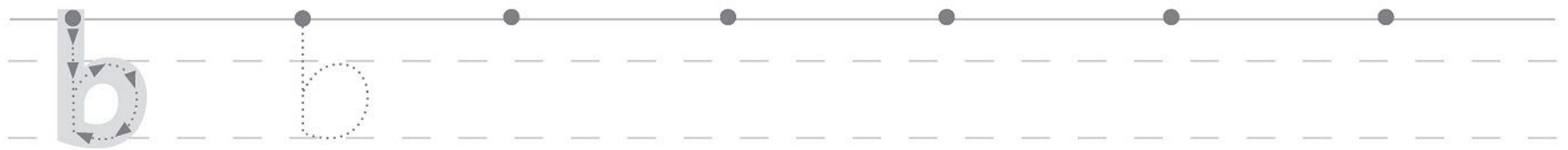
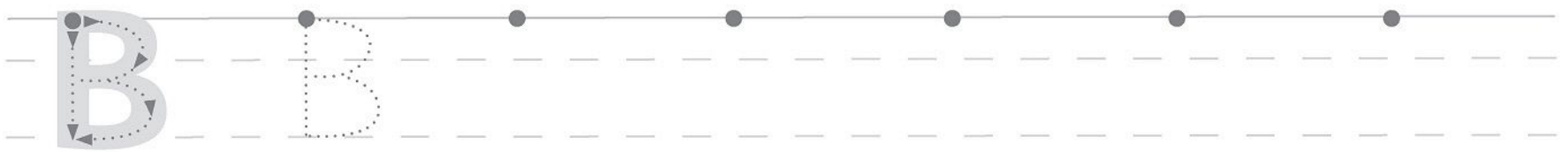




**1 Trace.**



**2 Trace and write the letter Bb.**



**3 Trace the letters on the words.**



boy



bat

**4 Find and colour the letter Bb.**

Aa Bb Cc Dd Ee  
Ff Gg Hh Ii

# 1 Finish the picture. Trace.



# 2 Point and say.

I'm Billy.




Goodbye.



# What colour is it?

## Lesson One Words

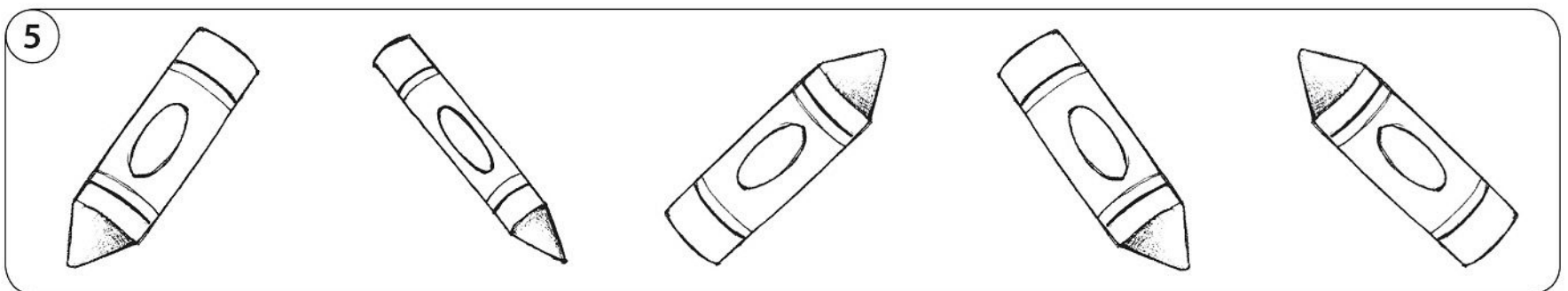

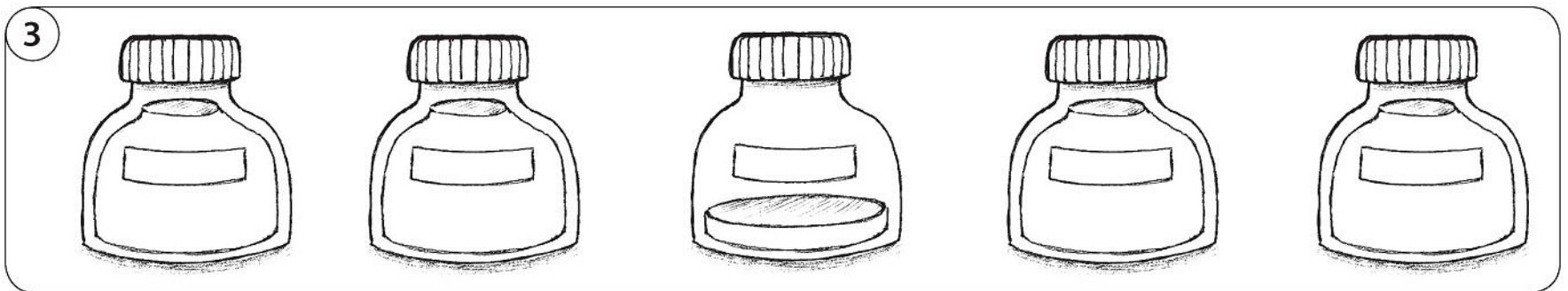
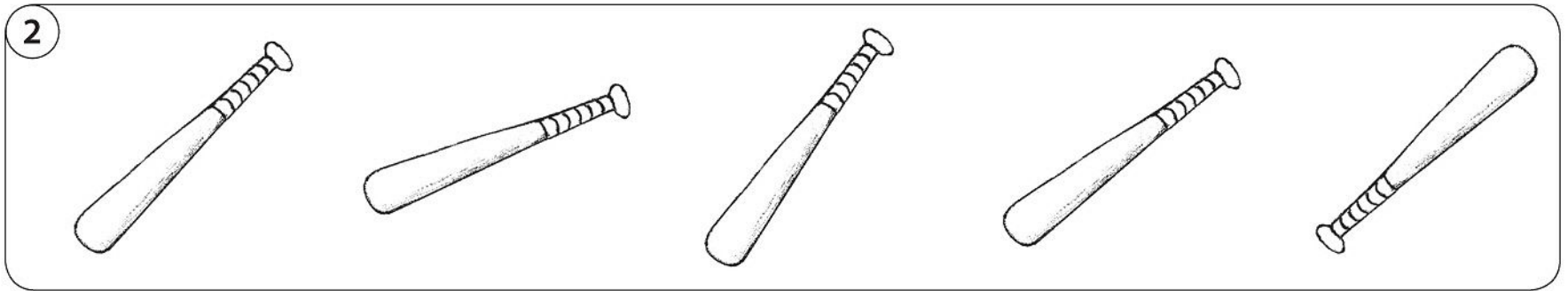
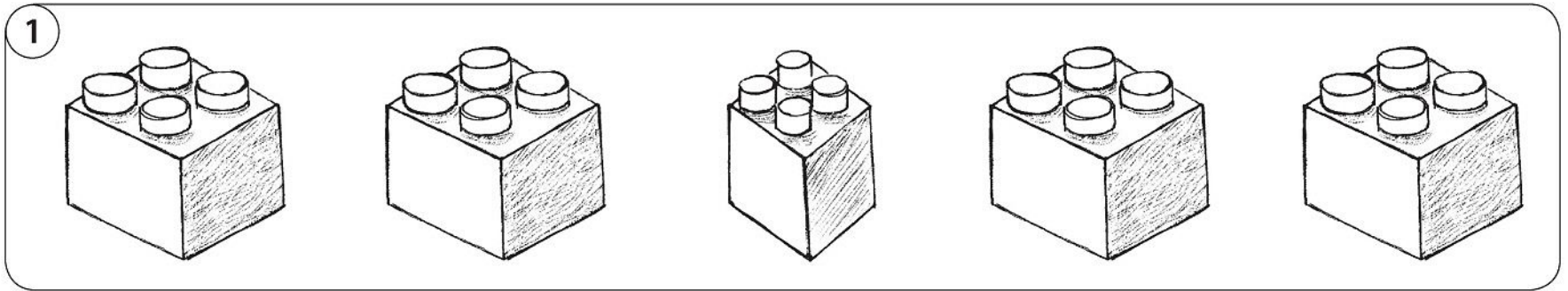
### 1 Trace and colour.



### 2 Point and say.



**1 Colour the odd-one-out.**

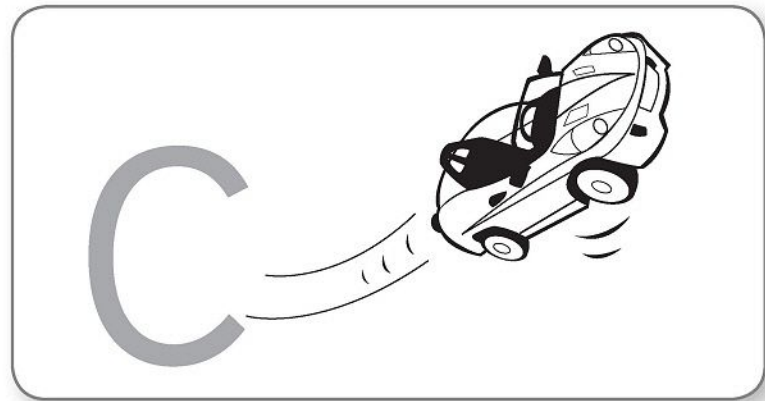
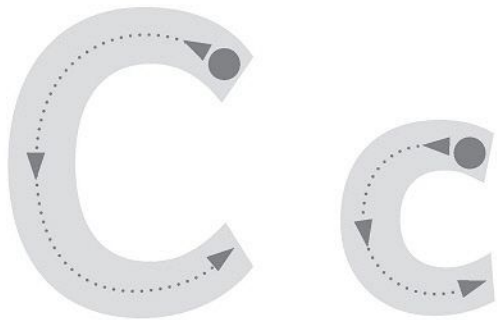


**2 Point and say.**


What colour is it?

It's ...

**1 Trace.**



**2 Trace and write the letter Cc.**



**3 Trace the letters on the words.**




cat



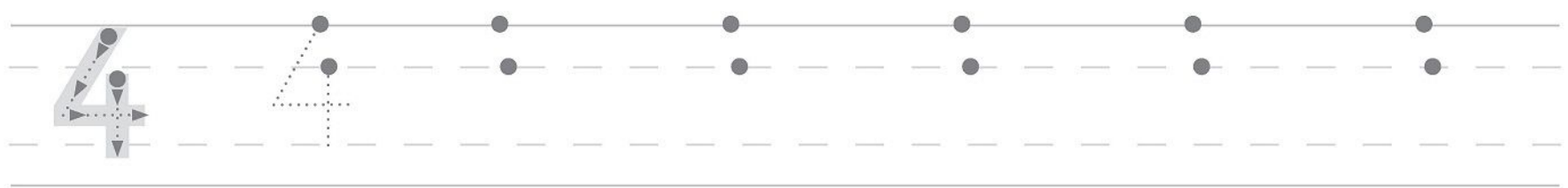

car

**4 Find and colour the letter Cc.**







**1 Trace and write the numbers.**




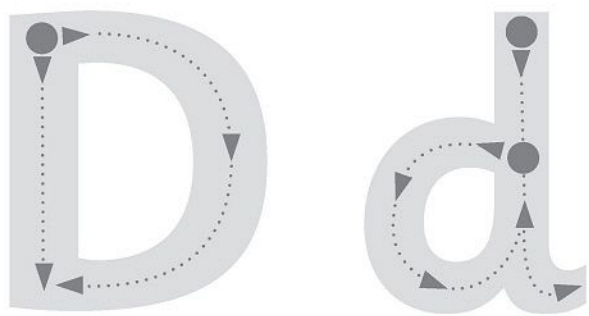
**2 Count and write the numbers.**




**3 Colour the numbers 3 and 4.**



**1 Trace.**



**2 Trace and write the letter Dd.**



**3 Trace the letters on the words.**



dog





duck

**4 Find and colour the letter Dd.**

Aa Bb Cc Dd Ee  
Ff Gg Hh Ii

1 Look and colour the numbers.



2 Point and say.

What colour is it?




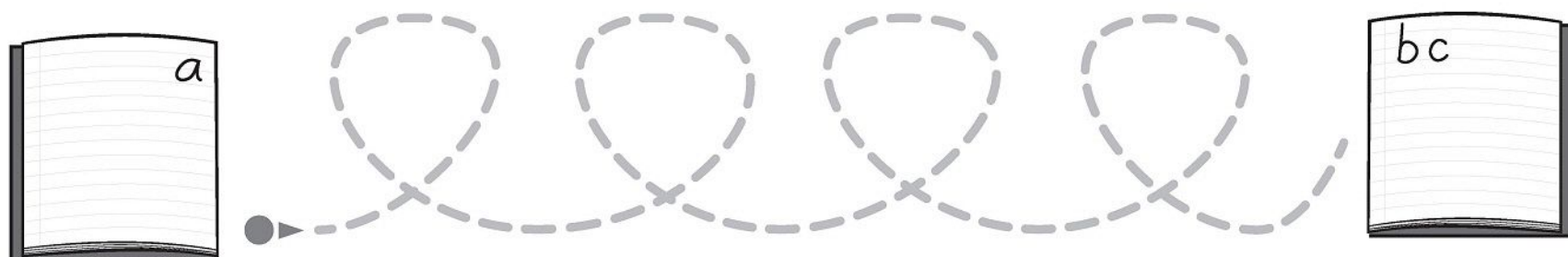
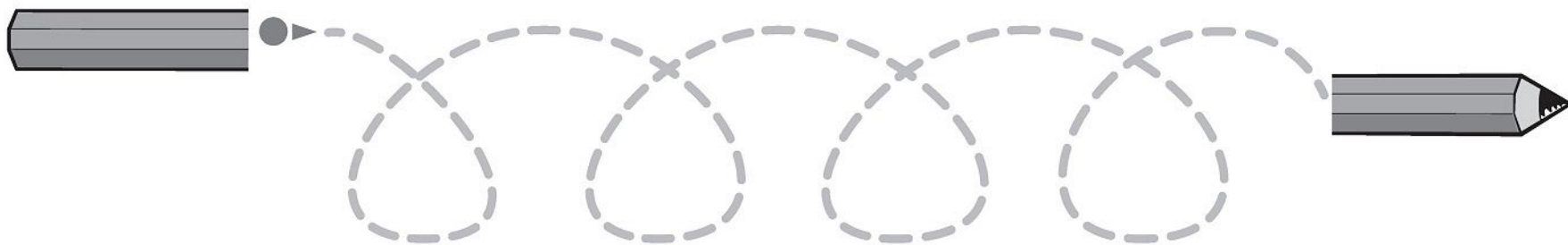
It's ...



# What's this?

## Lesson One Words

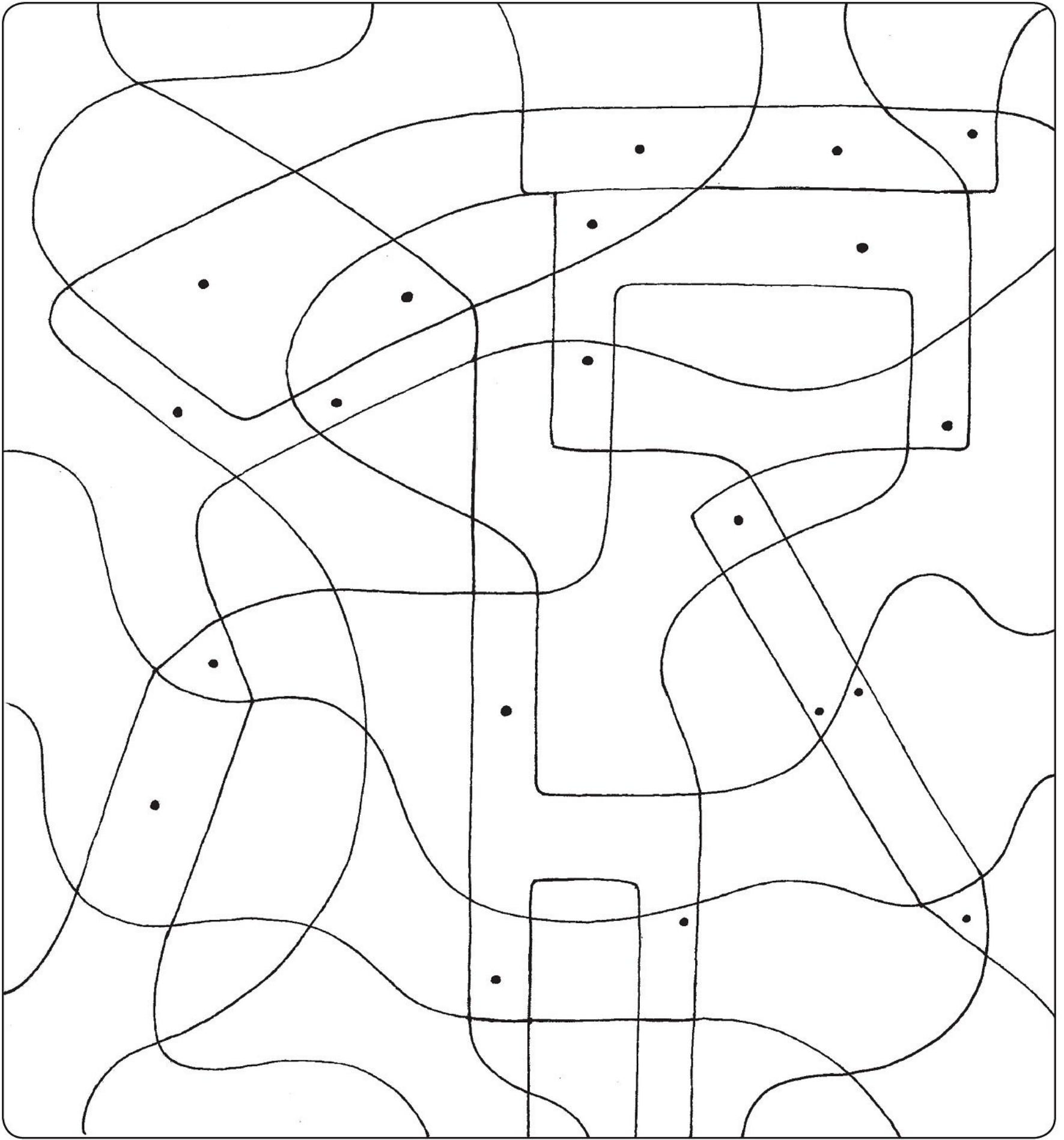
### 1 Look and trace.



### 2 Point and say.



1 Colour the shapes with a dot.


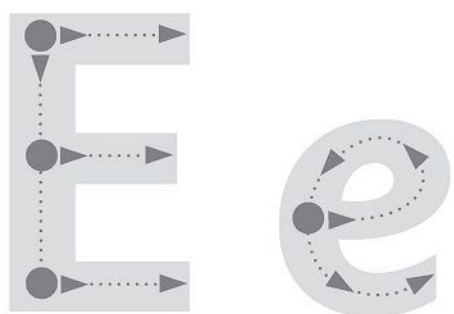


2 Point and say.


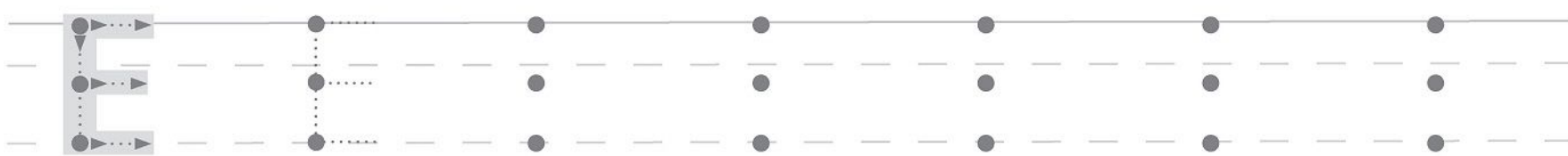
What's this?

It's a chair.

**1 Trace.**



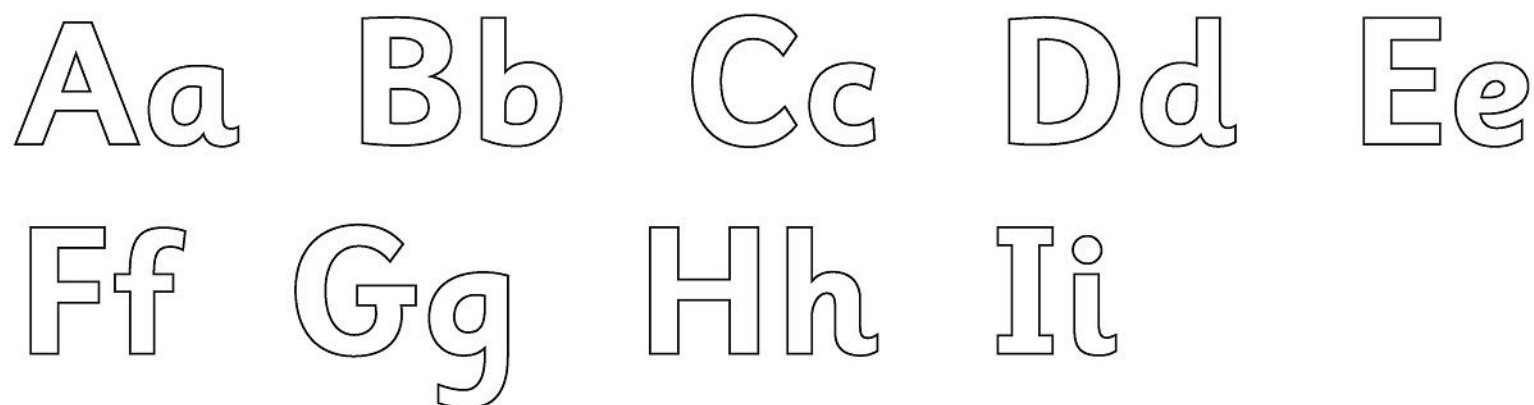
**2 Trace and write the letter Ee.**



**3 Trace the letters on the words.**



**4 Find and colour the letter Ee.**




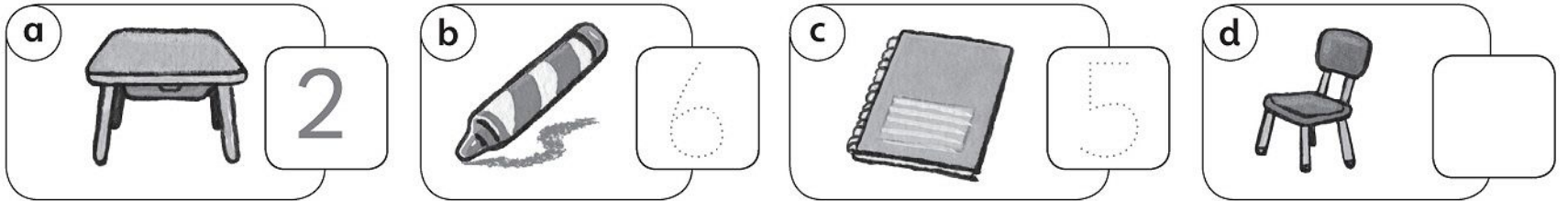


**1 Trace and write the numbers.**



**2 Count and write the numbers.**


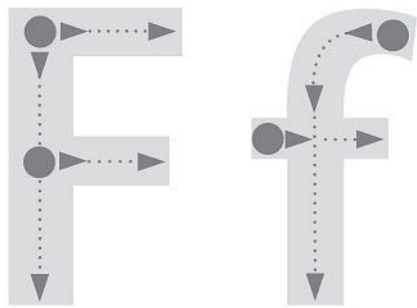
2 3 5 6




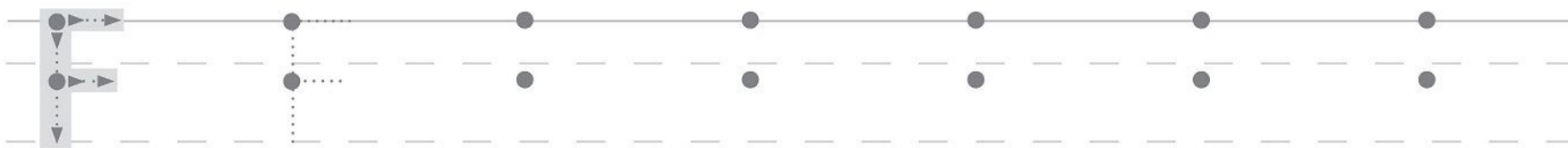
**3 Colour the numbers 5 and 6.**




**1 Trace.**



**2 Trace and write the letter Ff.**



**3 Trace the letters on the words.**



fish



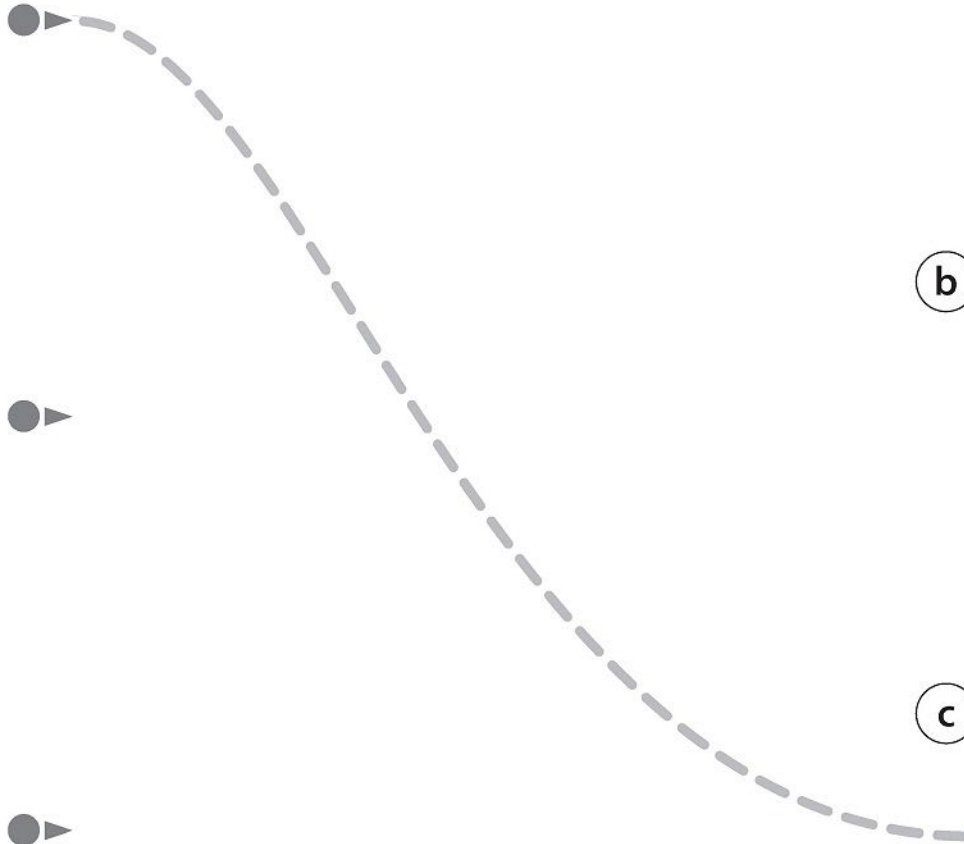
farm

**4 Find and colour the letter Ff.**

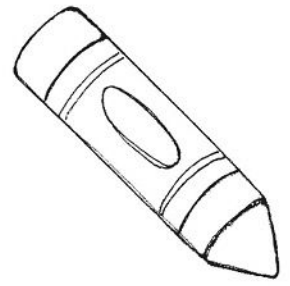
Aa Bb Cc Dd Ee  
Ff Gg Hh Ii

# 1 Look and match.


1



a



2




b



3



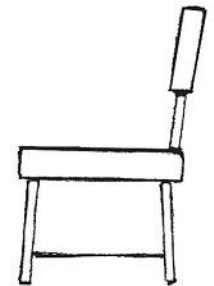
c



4




d



5



e



# 2 Colour the pictures and say.


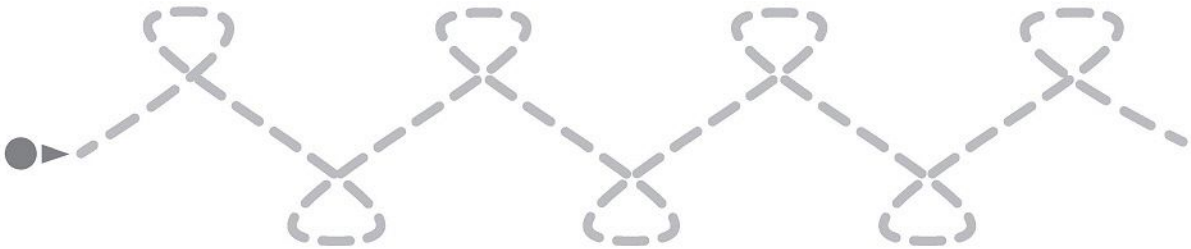


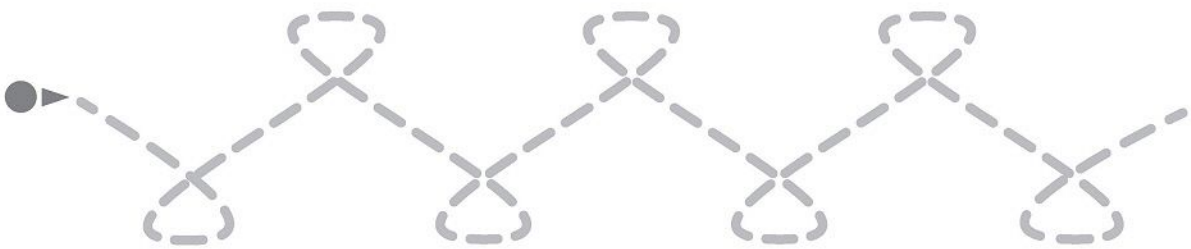










It's a chair. It's red.



# Is it a plane?

## Lesson One Words

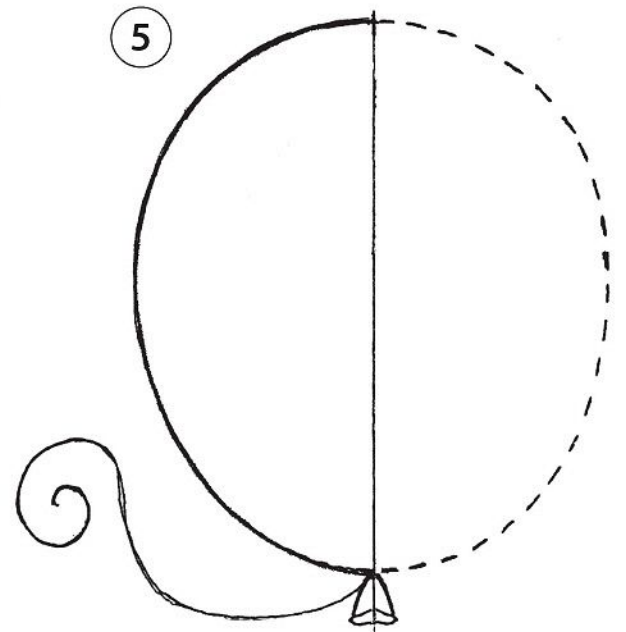
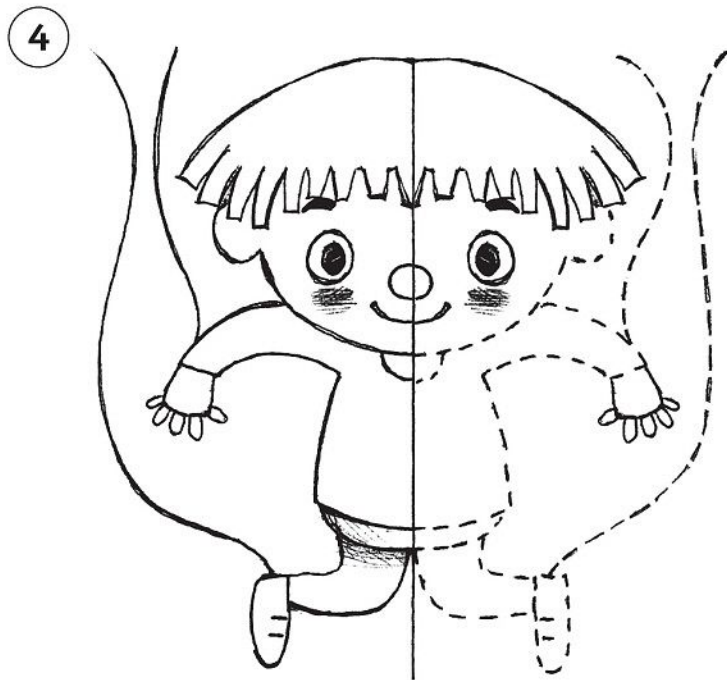


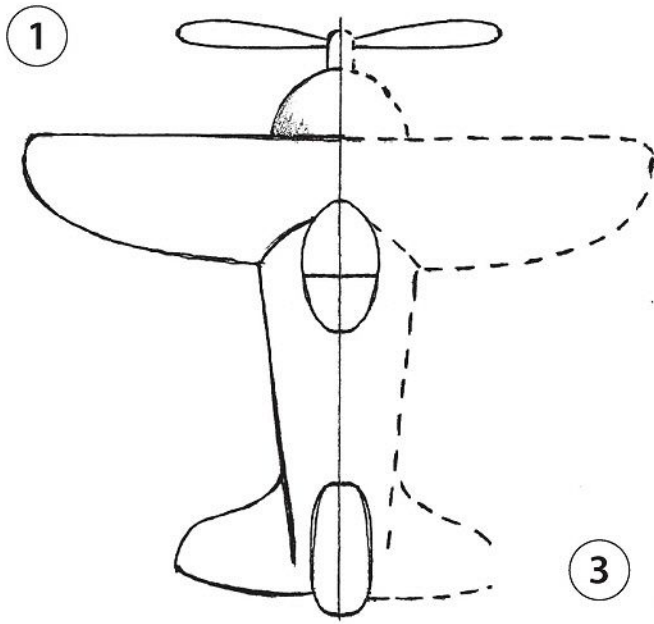
### 1 Look and trace.

### 2 Point and say.

It's a puppet.

1 Complete the pictures.


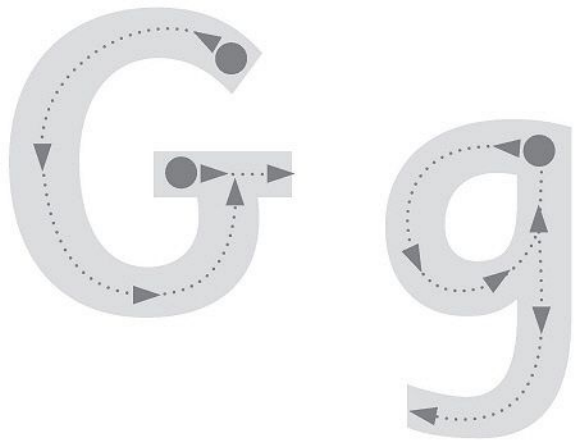


2 Point and say.

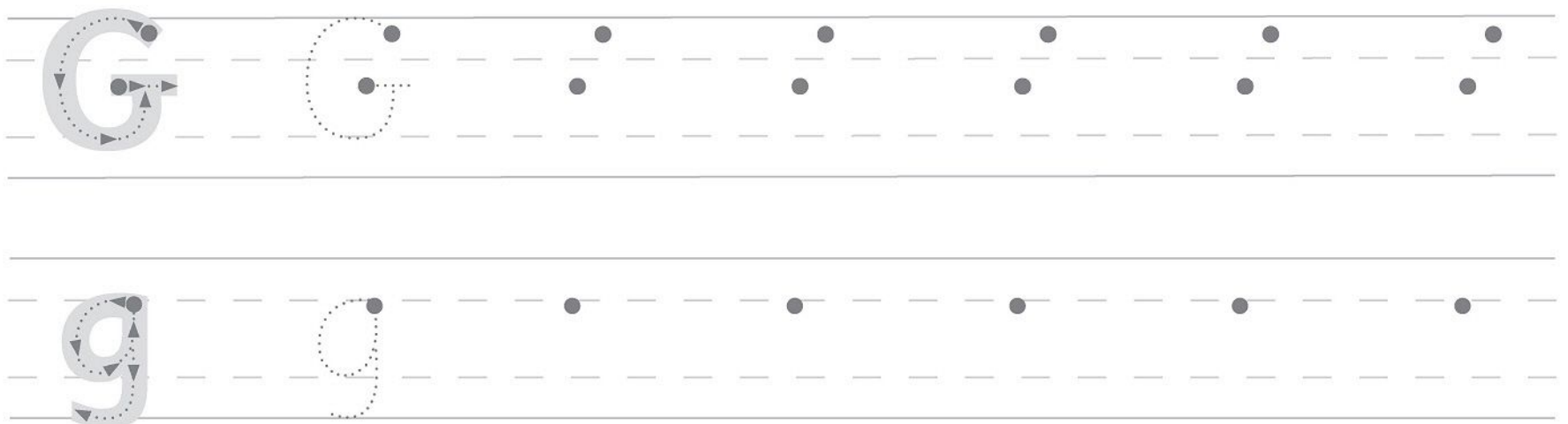
Is it a plane?

Yes, it is.


**1 Trace.**



**2 Trace and write the letter Gg.**



**3 Trace the letters on the words.**




girl





guitar

**4 Find and colour the letter Gg.**





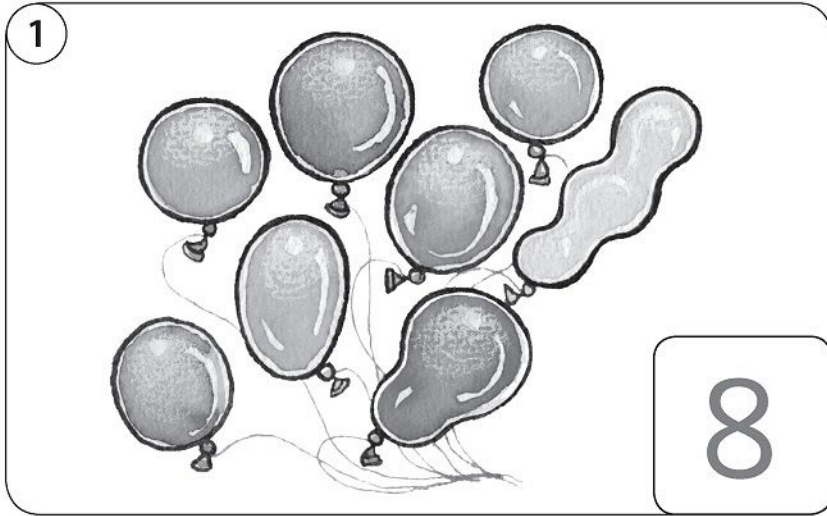


**1 Trace and write the numbers.**



**2 Count and write the numbers.**

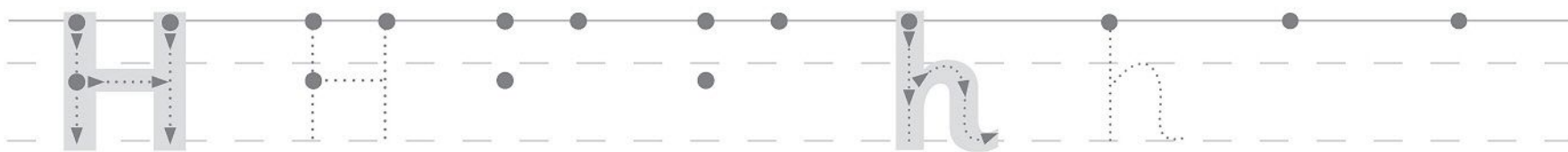
2    4    7    8



**3 Colour the numbers 7 and 8.**




**1 Trace and write the letters *Hh* and *Ii*.**



**2 Trace the letters on the words.**



hat



horse

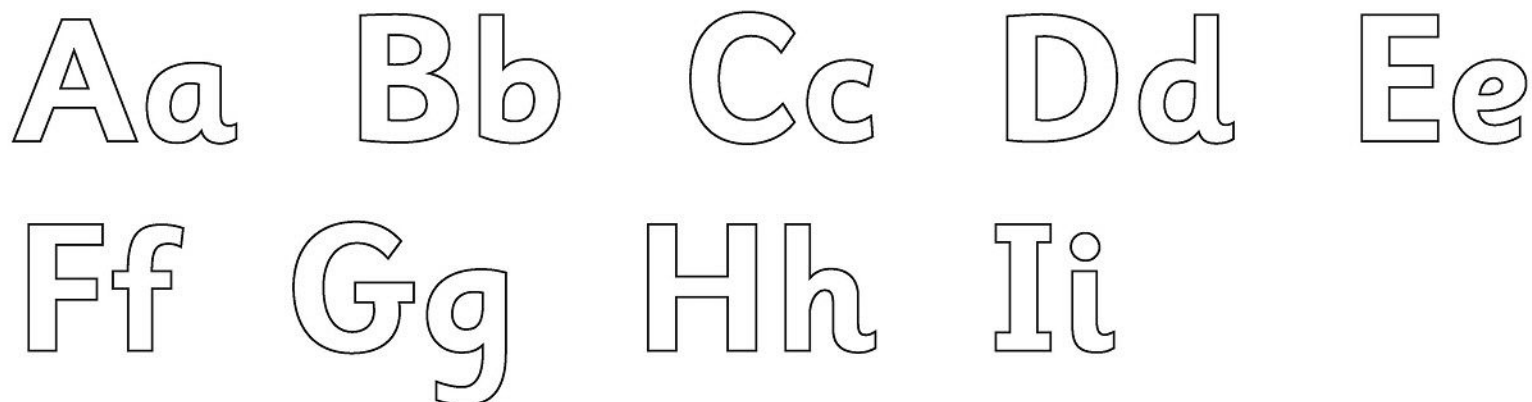


insect



ill

**3 Find and colour the letters *Hh* and *Ii*.**



# 1 Look and connect.



# 2 Point and say.

Is it a teddy?

No, it isn't.





# Values Time! ①

## Everyday English

### 1 Colour. Then point and say.

Green, please.

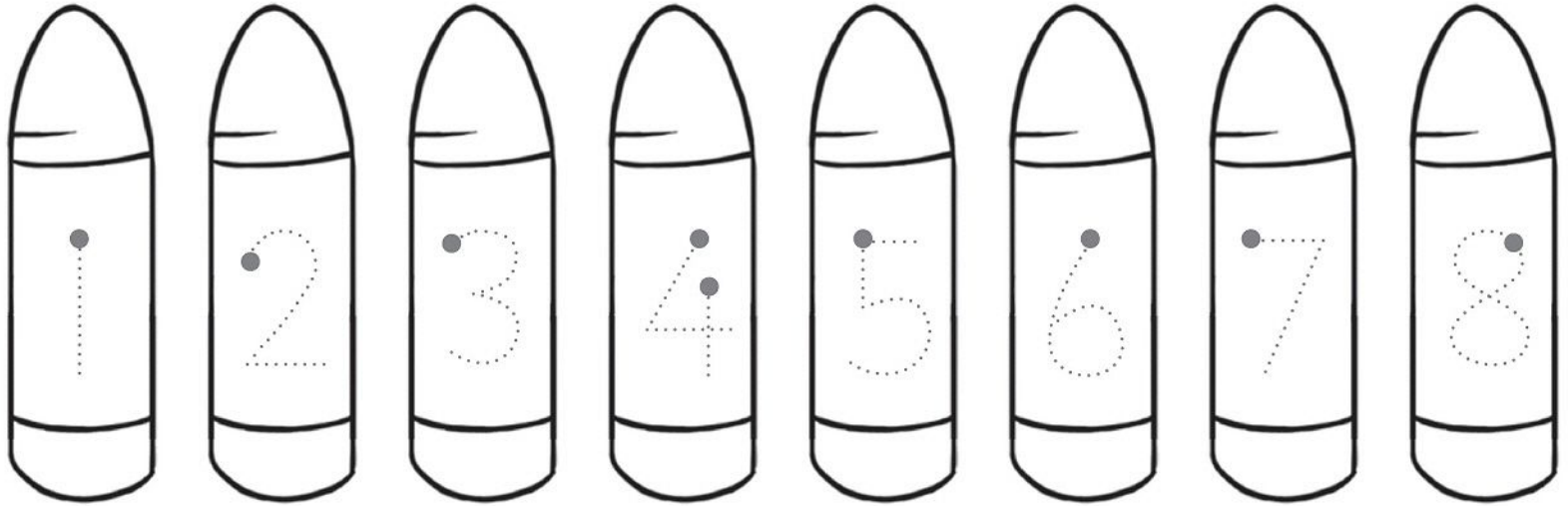


### 2 Look and draw 😊 or ☹️.












1 Trace the numbers. Colour the crayons.



2 Colour the numbers.



## 1 Look and draw what is missing. Colour.




## 2 Point and say.

It's a balloon.



3 Trace the correct sound.

1




d c

2




f h

3




a e

4



h i

5



a d

6



g b

7




a b

8



g d

9



h c


4 Point and say.

f, fish

# This is my mum!

## Lesson One Words

### 1 Connect and trace.



sister



mum



brother



dad

### 2 Read the words.

**1 Look and say. Then copy the words.**

① grandma



grandma

② mum



③ grandpa



grandpa

④ dad




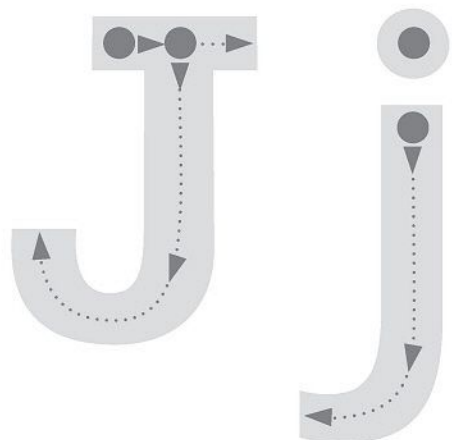
**2 Point and say.**



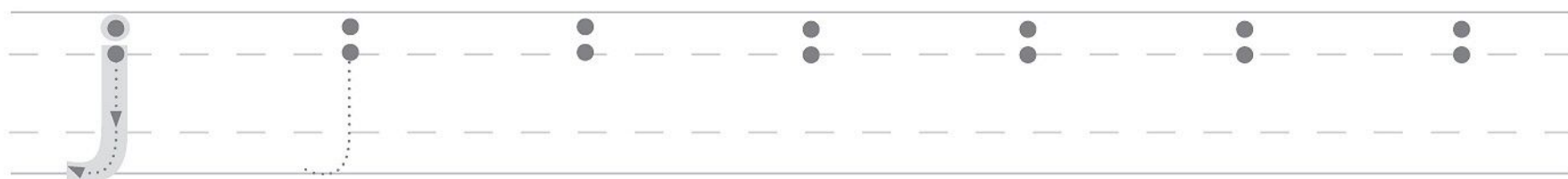
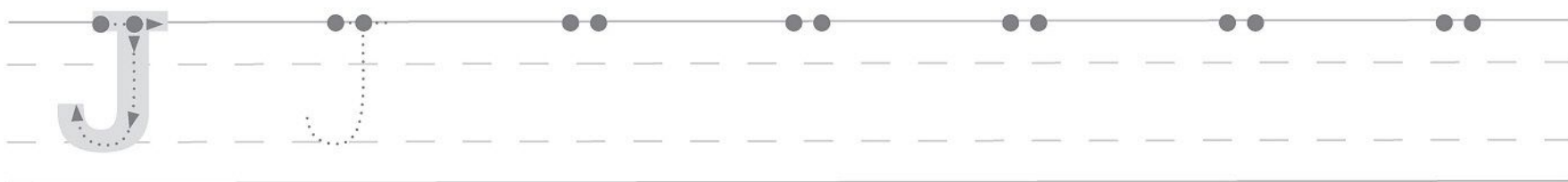
This is my grandma.



**1 Trace.**



**2 Trace and write the letter Jj.**




**3 Trace the letters on the words.**

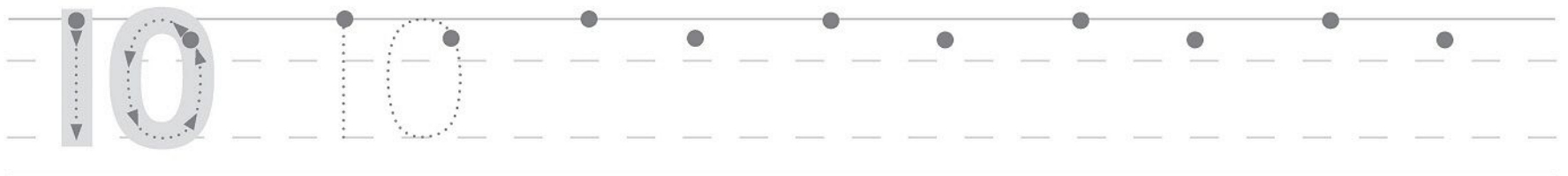
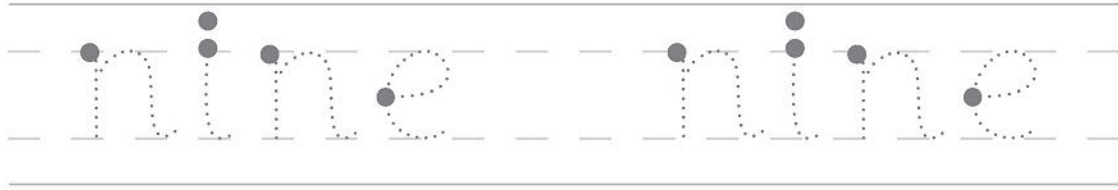

Juice in a jug.



**4 Find and colour the letter Jj.**




**1 Trace and write the numbers.**



**2 Count and write the numbers.**




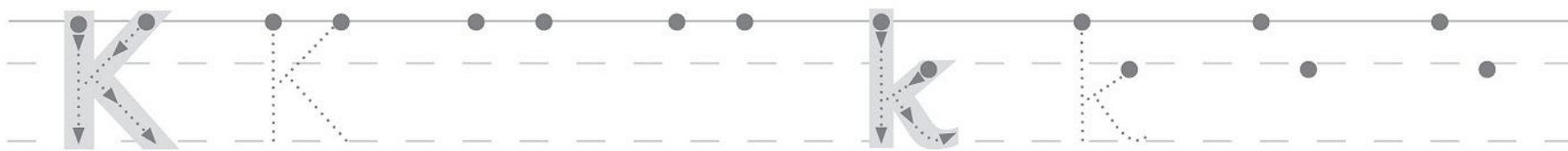





**3 Colour the numbers 9 and 10.**



**1 Trace and write the letters *Kk* and *Ll*.**



**2 Trace the letters on the words.**

Katy is a kangaroo.

She has got a key.



Look at the lion.

The lion has got

a lollipop.



**3 Find and colour the letters *Kk* and *Ll*.**


Jj Kk Ll Mm Nn

Oo Pp Qq Rr



1 Look, trace and write.

mum dad brother sister grandma grandpa



This is my

sister



This is my

brother




This is my

grandpa



This is my



This is my




This is my

2 Read the sentences.

## Lesson One Words

## 1 Trace the correct word.

1



happy    sad

2



hungry    hot

3



sad    cold

4



hungry    happy

5



thirsty    cold

## 2 Read the words.

**1 Look and say. Then copy the words.**

① happy



② thirsty



③ cold



\_\_\_\_\_

-----

\_\_\_\_\_

\_\_\_\_\_

-----

\_\_\_\_\_

\_\_\_\_\_

-----

\_\_\_\_\_

**2 Point and say.**

He's happy.

She's ...

**3 Match the opposites.**

1 happy


thirsty

2 hungry

cold


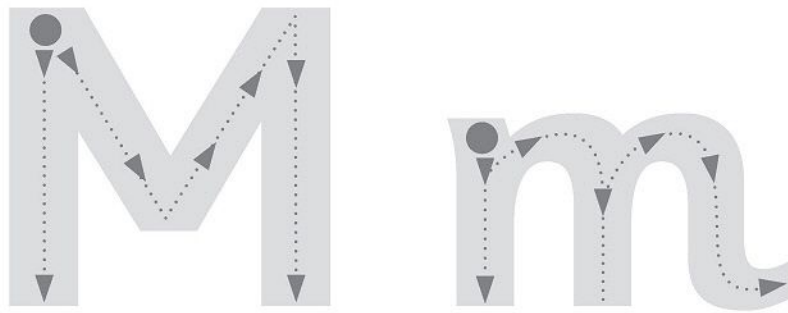
3 hot

sad

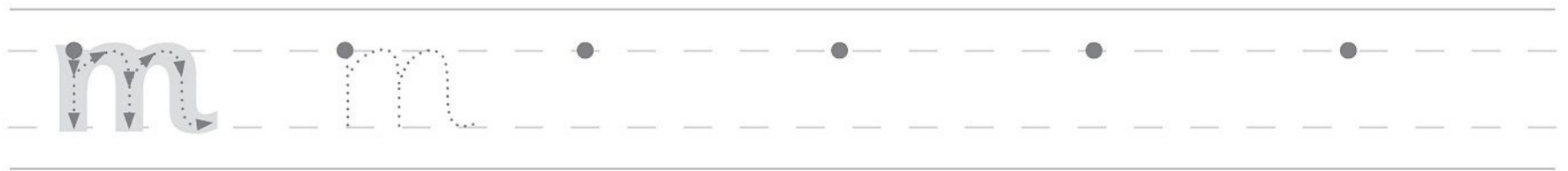
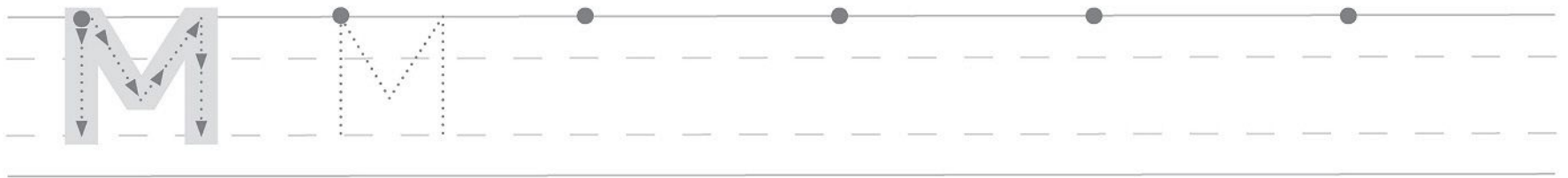




**1 Trace.**



**2 Trace and write the letter Mm.**




**3 Trace the letters on the words.**



A man eats  
a mango.

**4 Find and colour the letter Mm.**



**1 Trace and write the numbers.**

Tracing practice for numbers 11 and 12. The first row shows the number 11 with stroke order arrows and dots, followed by dotted versions for tracing. The second row shows the word 'eleven' written twice in dotted letters for tracing. The third row shows the number 12 with stroke order arrows and dots, followed by dotted versions for tracing. The fourth row shows the word 'twelve' written twice in dotted letters for tracing.

**2 Read and draw.**


1 Twelve sad

2 Eleven happy


**3 Colour the numbers 11 and 12.**

Large outline numbers for coloring: 11, 12, 13, 14, 15, 16, 17, 18, 19, 20.

**1 Trace and write the letters Nn and Oo.**



**2 Trace the letters on the words.**



I'm **N**ellie.

This is my **n**eck.

This is my **n**ose.




I'm **O**llie.

This is my **o**range.

This is my **o**ctopus.

**3 Find and colour the letters Nn and Oo.**





1 Look, trace and write.

He's She's


1



She's

cold.


2



He's

happy.

3



hungry.

4



thirsty.

5



sad.

6



hot.

2 Read the sentences.


# They're bears!

## Lesson One Words


### 1 Trace the correct word.




tiger      bird



hippo      bear



bear      tiger



crocodile      bird



bear      hippo

### 2 Read the words.

1 Look and say. Then copy the words.

① bears




\_\_\_\_\_

-----

\_\_\_\_\_

② hippos



\_\_\_\_\_

-----

\_\_\_\_\_

③ birds




\_\_\_\_\_

-----

\_\_\_\_\_

2 Circle the correct word.

1 They're **crocodiles** tigers birds .



2 They're bears tigers hippos .




3 They're tigers crocodiles birds .

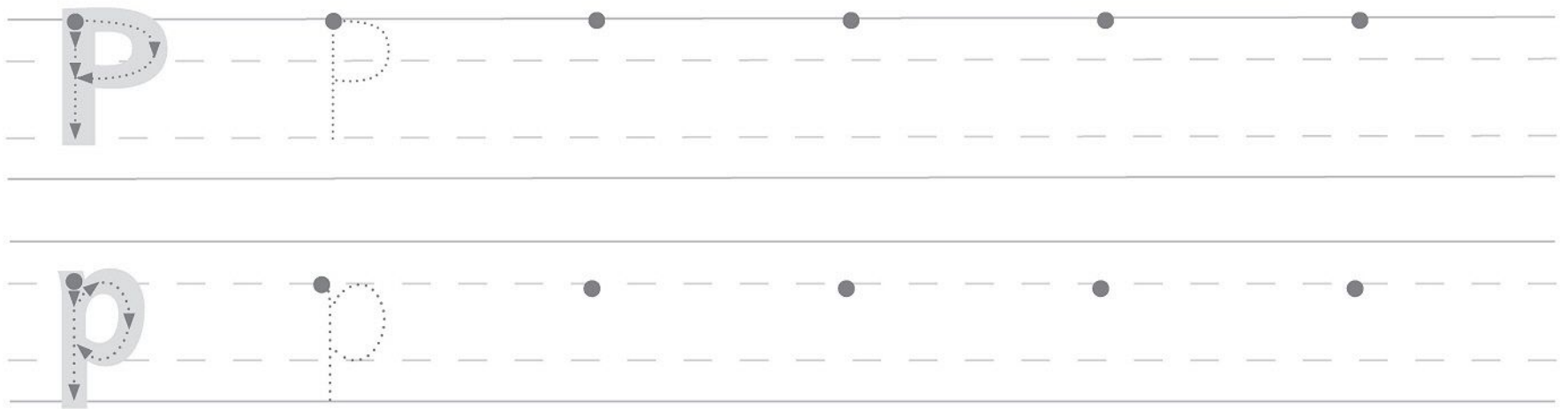




**1 Trace.**



**2 Trace and write the letter Pp.**

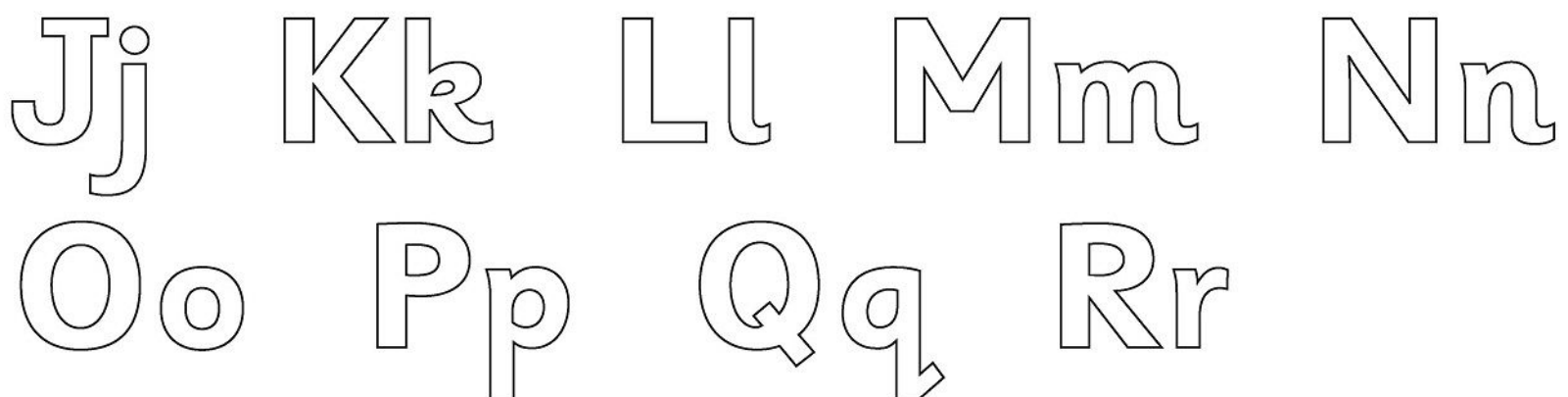


**3 Trace the letters on the words.**

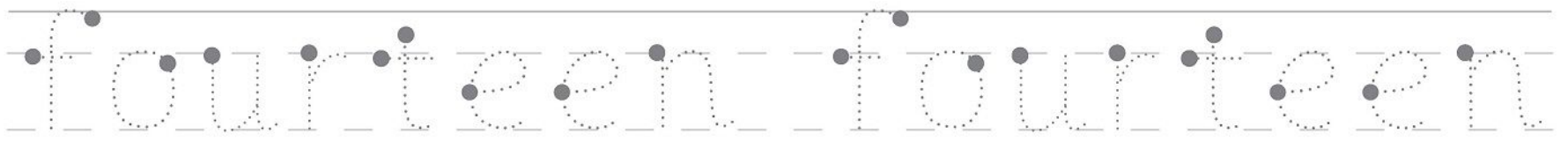
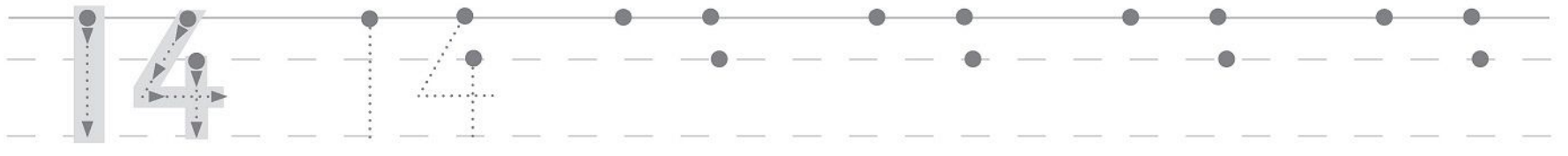

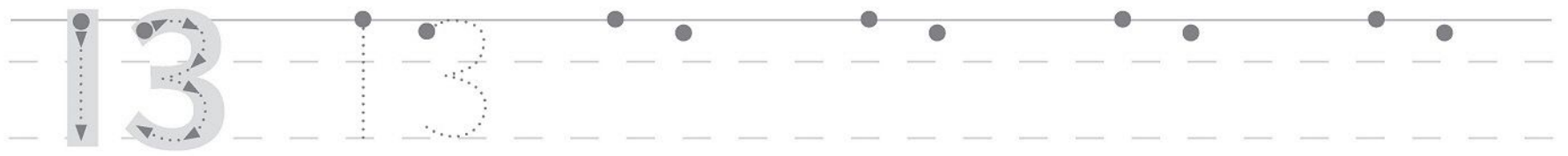


Polly is a panda  
with a pen.


**4 Find and colour the letter Pp.**




**1 Trace and write the numbers.**

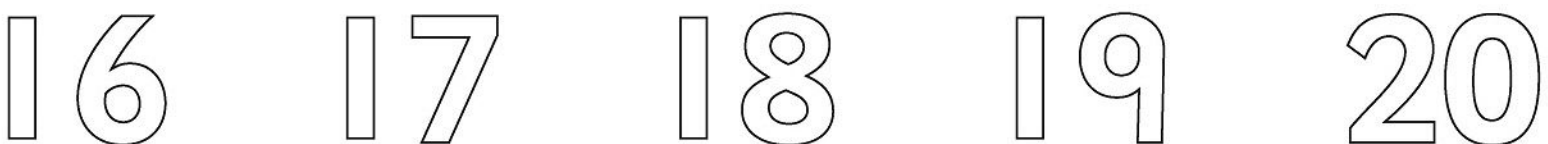


**2 Count and add.**

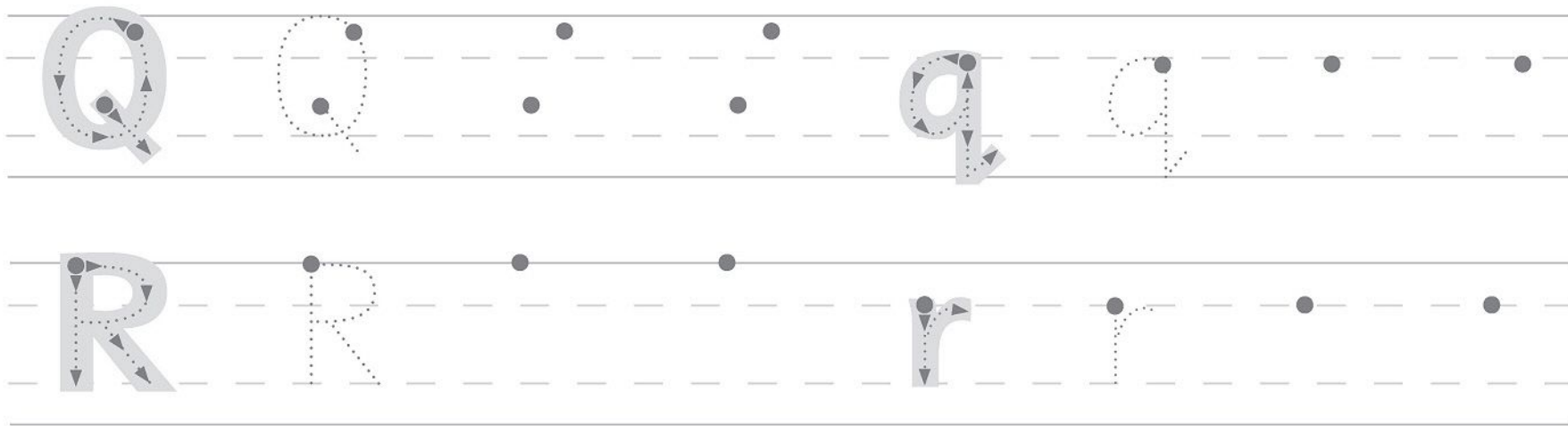
①   + 3 =

②   + 6 =

**3 Colour the numbers 13 and 14.**



**1 Trace and write the letters Qq and Rr.**




**2 Trace the letters on the words.**



The **q**ueen has got a **q**uilt.  
 Look at the **r**ainbow.  
 Look at the **r**iver.

**3 Find and colour the letters Qq and Rr.**






1 Look, trace and write.

birds bears hippos crocodiles tigers


1



They're

bears

2




They're

3




They're

4



They're

5



They're

2 Point and say.

What are they?

They're bears.

# Values Time! ②

## Everyday English

1 Look and trace. Then read the sentences.




Here, share my

crayons.



Share my

desk.



Here, share my


cars.



Share my

puppets.

2 Look and draw 😊 or ☹️.





1 Look and write the number.



- 1 scissors
- 2 paint
- 3 glue
- 4 paper


2 Circle and write.



glue scissors


Here, share my

glue




paper paint

Here, share my



glue paper

Share my



scissors paint


Share my



**1 Look and write. Then read the sentences.**

tigers sad ~~sister~~ thirsty

1



This is my

sister

2



She's

\_\_\_\_\_

\_\_\_\_\_

\_\_\_\_\_

3




He's

\_\_\_\_\_

\_\_\_\_\_

\_\_\_\_\_

4



They're

\_\_\_\_\_

\_\_\_\_\_

\_\_\_\_\_

**2 Say the sentences again, using the words below.**

mum grandpa happy hot bears birds

This is my mum.

She's happy.

3 Circle the word with the same beginning sound.

1 lion nose lollipop pen

2 river rainbow jug kangaroo

3 nose orange mango neck


4 panda pen quilt juice


5 man key nose mango


6 kangaroo river key lion


4 Complete the words with the first letter.


o k l r p j


①   
 \_\_\_\_\_  
 \_\_\_\_\_  
 \_\_\_\_\_  
 j u g

②   
 \_\_\_\_\_  
 \_\_\_\_\_  
 \_\_\_\_\_  
 i o n

③   
 \_\_\_\_\_  
 \_\_\_\_\_  
 \_\_\_\_\_  
 c t o p u s

④   
 \_\_\_\_\_  
 \_\_\_\_\_  
 \_\_\_\_\_  
 e n

⑤   
 \_\_\_\_\_  
 \_\_\_\_\_  
 \_\_\_\_\_  
 i v e r

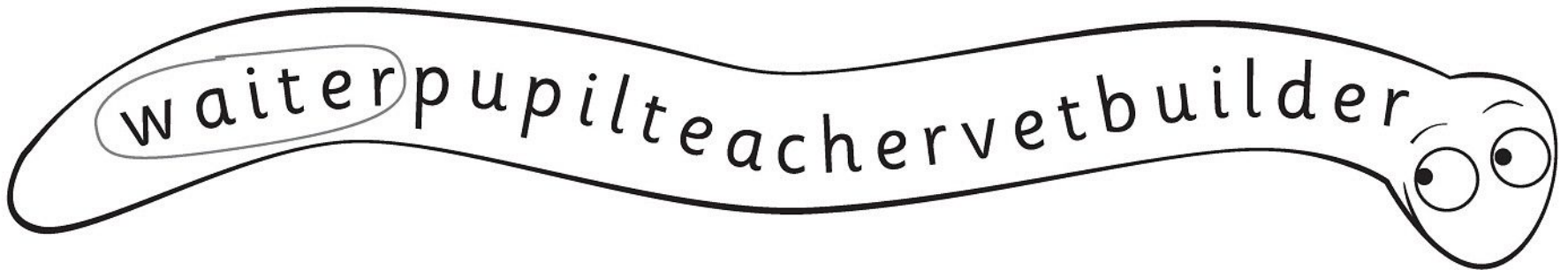
⑥   
 \_\_\_\_\_  
 \_\_\_\_\_  
 \_\_\_\_\_  
 e y

# Are they teachers?

## Lesson One Words

### 1 Find the words.

pupil teacher ~~waiter~~ builder vet



### 2 Look and write the correct words.

~~waiter~~ builder pupil teacher vet

1



waiter


2



3



4



5





**1 Circle the correct answer.**

1



Are they waiters?

Yes, they are.

No, they aren't.

2



Are they vets?

Yes, they are.

No, they aren't.

3



Are they teachers?

Yes, they are.

No, they aren't.

4




Are they pupils?

Yes, they are.

No, they aren't.

5



Are they builders?

Yes, they are.



No, they aren't.

**2 Point and say.**



Are they waiters?

Yes, they are.


**1 Trace.**



**2 Trace and write the letter Ss.**



**3 Write the letters on the words.**



There's a sock  
on the sofa.

**4 Find and colour the letter Ss.**

Ss Tt Uu Vv

Ww Xx Yy Zz

**1 Trace and write the numbers.**

15 15

• • • • • • • •

fifteen

16 16

• • • • • • • •

sixteen

**2 Look and write the numbers.**

9 10 11 12 13 14 15 16

ten	<u>10</u>	fourteen	_____	thirteen	_____
twelve	_____	nine	_____	fifteen	_____
sixteen	_____	eleven	_____		

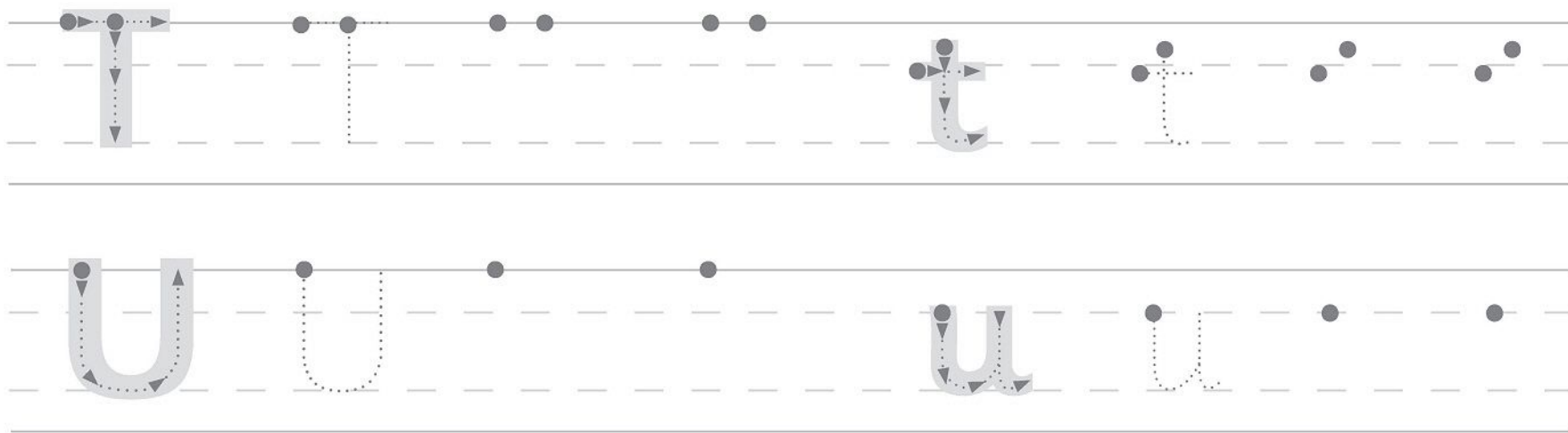
**3 Colour the numbers 15 and 16.**

11 12 13 14 15

16 17 18 19 20



**1 Trace and write the letters Tt and Uu.**



**2 Write the correct letters on the words.**



Look at the   t  urtle.

It has got a   ow  el.

Look at the   mbrella.

It goes   p,   p,   p.



**3 Find and colour the letters Tt and Uu.**


Ss Tt Uu Vv

Ww Xx Yy Zz

1 Look and write.

Yes, they are.

No, they aren't.



Are they builders?

Yes, they are.



Are they builders?



Are they pupils?



Are they teachers?


2 Read the sentences.



# I've got a shirt!

## Lesson One Words

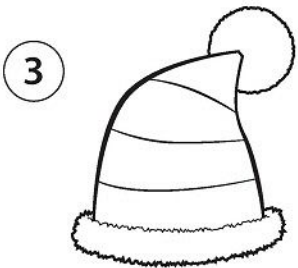
### 1 Look and write the number.



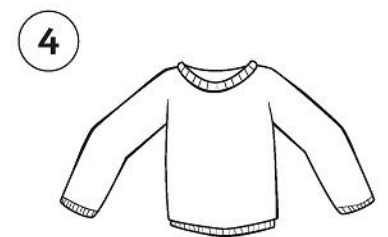
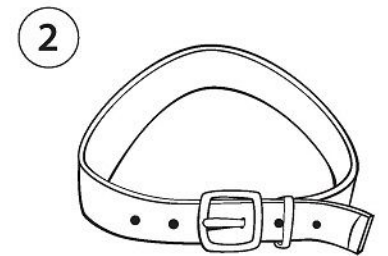
- 1 belt
- 2 jacket
- 3 shirt
- 4 hat
- 5 jumper

### 2 Look and write.

hat shirt belt jumper jacket




1	j	a	c	k	e	t		
			l					
2			o					
			t					
			3	h				
4			e					
			5	s				





1 Circle and complete the sentences.



hat shirt

I've got a shirt.



belt hat

I've got a hat.



sock jacket

I've got a jacket.



belt jumper

I've got a belt.



shirt jumper

I've got a jumper.





sock jacket

I've got a sock.


2 Point and say.

I've got a shirt.

**1 Trace.**



**2 Trace and write the letter Vv.**



**3 Write the letters on the words.**

I'm \_\_\_ictor.

I've got a \_\_\_iolin.



I'm \_\_\_icky.

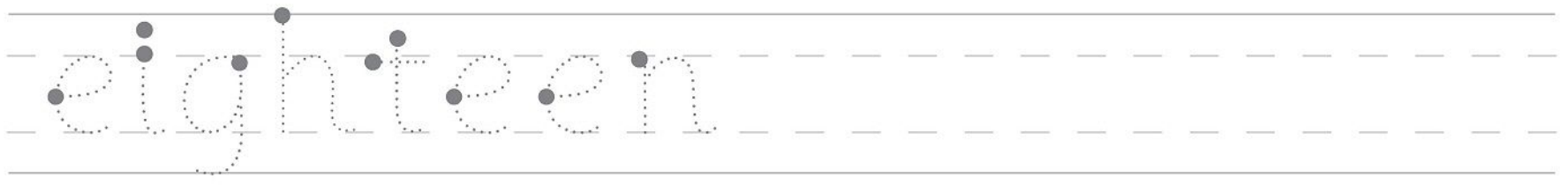
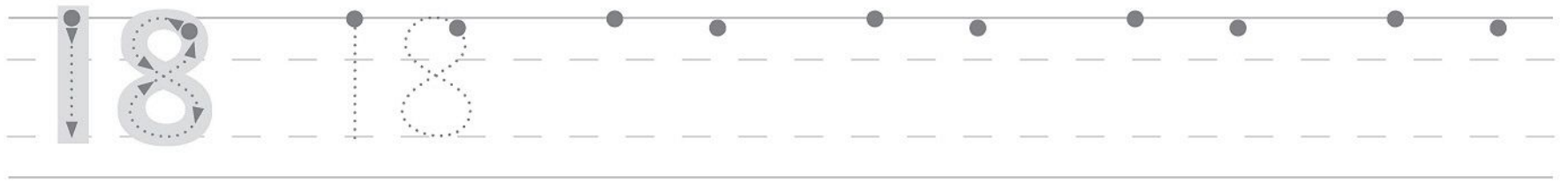
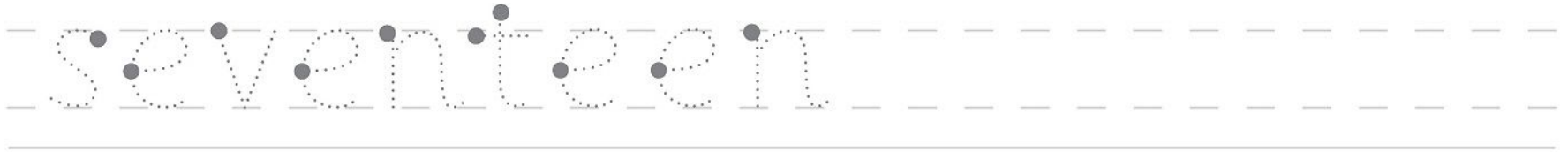
I've got a \_\_\_ase.

**4 Find and colour the letter Vv.**

Ss Tt Uu Vv

Ww Xx Yy Zz

**1 Trace and write the numbers.**



**2 Read, match and write the numbers.**

1 seventeen



2 eighteen



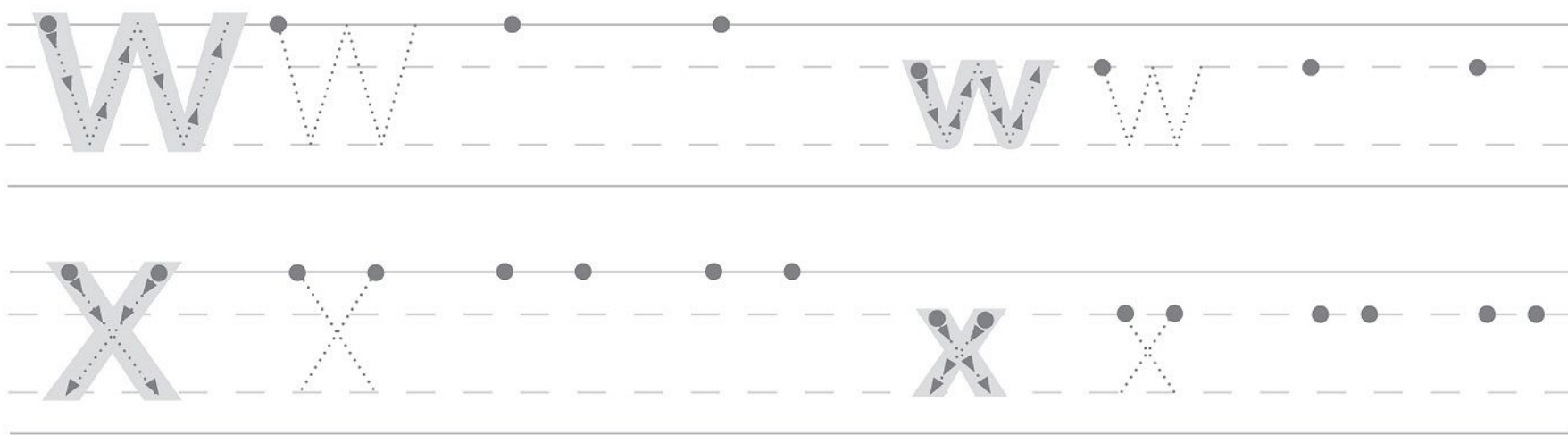
**3 Colour the numbers 17 and 18.**

11      12      13      14      15

16      17      18      19      20



**1 Trace and write the letters Ww and Xx.**



**2 Write the correct letters on the words.**



She's a \_\_\_oman.

It's a \_\_\_all.



What's this?

It's a fo\_\_\_.

It's a bo\_\_\_.

**3 Find and colour the letters Ww and Xx.**

Ss Tt Uu Vv

Ww Xx Yy Zz

1 Circle the words. Write the sentences.

1



I've got a jumper.

I've got a jumper.

2



I've got a belt.

\_\_\_\_\_.

3



I've got a jacket.

\_\_\_\_\_.

4



I've got a hat.

\_\_\_\_\_.

5



I've got a shirt.

\_\_\_\_\_.

2 Read the sentences.

# I like plums!

## Lesson One Words

1 What's next? Look, draw and write.

~~raisins~~


plum

crisps

cake


milkshake

1




raisins


2




3



4



5





1 Read and draw 😊 or ☹️.

1 I like plums. 😊

2 I like cakes. 😊

3 I don't like raisins. ☹️

4 I like milkshakes. ☹️


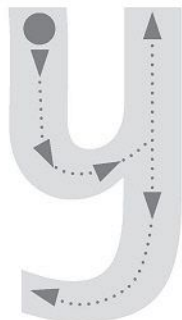
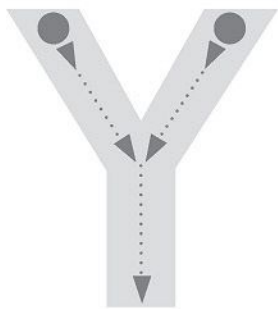
5 I don't like mangos. ☹️

6 I don't like apples. ☹️

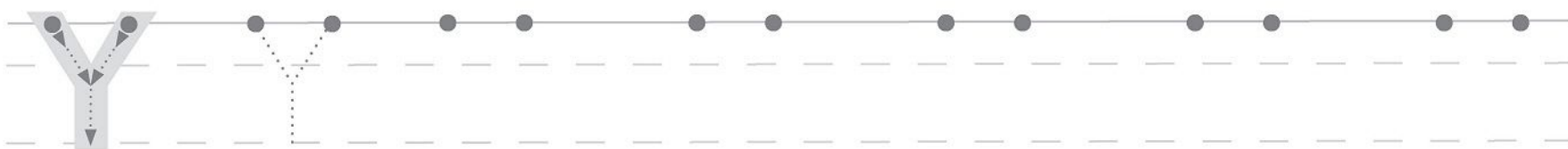
2 Match the sentences above to the pictures. Write the numbers.



**1 Trace.**



**2 Trace and write the letter Yy.**



**3 Write the letters on the words.**



I like \_\_\_ogurt.

I like my \_\_\_o-\_\_\_o.

**4 Find and colour the letter Yy.**

Ss Tt Uu Vv

Ww Xx Yy Zz

**1 Trace and write the numbers.**

19 19 . . . . .

nineteen

20 20 . . . . .

twenty

**2 Write the words.**

19 \_\_\_\_\_ 20 \_\_\_\_\_

**3 Write the missing numbers.**


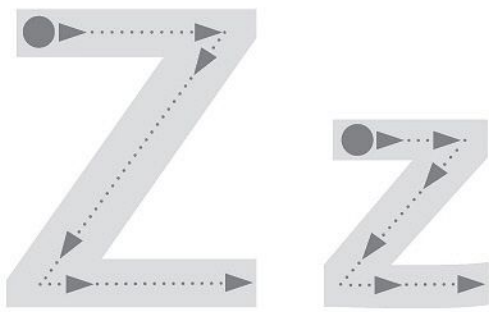
1 2 3 4 \_\_\_\_\_ 7 \_\_\_\_\_ 9 \_\_\_\_\_  
 11 \_\_\_\_\_ 14 \_\_\_\_\_ 16 \_\_\_\_\_ 19 \_\_\_\_\_

**4 Colour the numbers 19 and 20.**

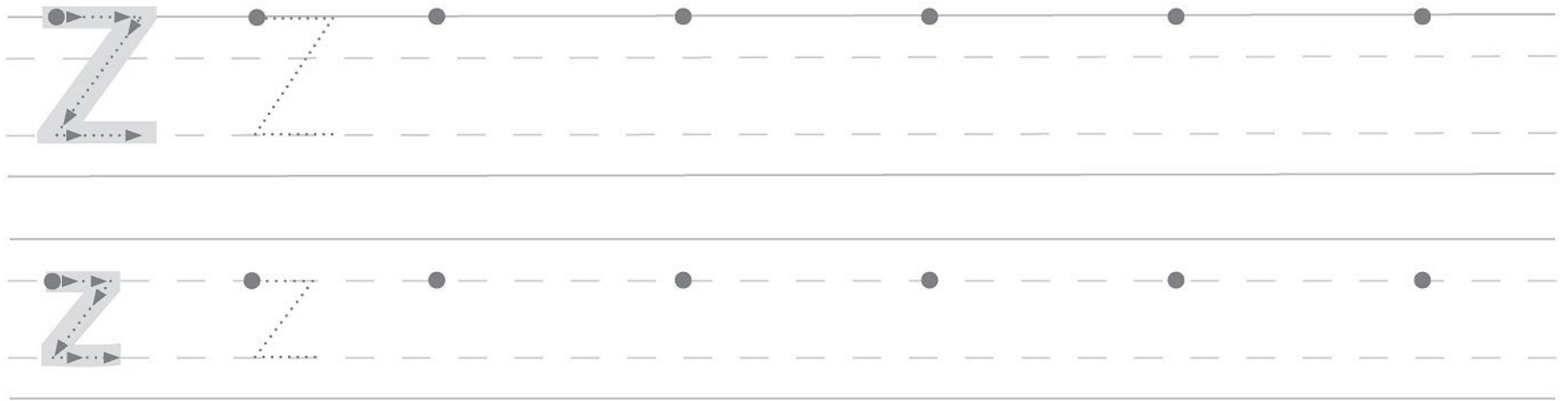
11 12 13 14 15  
 16 17 18 19 20



**1 Trace.**



**2 Trace and write the letter Zz.**



**3 Write the letters on the words.**



\_\_ebra at  
the \_\_oo.

**4 Find and colour the letter Zz.**


Ss Tt Uu Vv

Ww Xx Yy Zz


1 Look and write.

I like  
I don't like

raisins cakes crisps  
apples milkshakes ~~plums~~

① 

I like plums.

② 


\_\_\_\_\_.

③ 


\_\_\_\_\_.

④ 

\_\_\_\_\_.

⑤ 

\_\_\_\_\_.

⑥ 

\_\_\_\_\_.



# Values Time! 3

## Everyday English

1 Look and write. Then read the sentences.

ducks cat ~~dog~~ horse



Be kind to the dog.



\_\_\_\_\_




\_\_\_\_\_




\_\_\_\_\_

2 Look and draw 😊 or ☹️.






1 Look and write. goat sheep hen cow



2 Find and circle the words. Then write.



CO W



C



g




d



h



h



s



d

s	c	h	e	n	h
h	o	r	s	e	★
e	w	d	c	★	c
e	g	o	a	t	★
p	★	g	t	★	o
★	d	u	c	k	★

**1 Circle the words. Write the sentences.**

1



I d o n ' t l i k e p l u m s .

I don't like plums.

2



I ' v e g o t a h a t .

\_\_\_\_\_.

3



A r e t h e y v e t s ?

\_\_\_\_\_?

Y e s , t h e y a r e .

\_\_\_\_\_.

4



A r e t h e y p u p i l s ?

\_\_\_\_\_?

N o , t h e y a r e n ' t .

\_\_\_\_\_.

**2 Read the sentences.**



3 Circle the words with the same beginning sound.

1 towel sofa wall sock

2 up violin yo-yo umbrella

3 vase zebra zoo turtle

4 yogurt sofa woman wall

5 violin vase turtle sofa

4 Look and match.

1 W

2 X

3 Z

4 T

5 U

6 Y

z

t

y

w

x

u




# Review game!

## 1 Play and say.

# START

1

Is it a duck?




2

Go back 1



3

What's this?




13

What's this?



12

Go forward 3

11

Are they teachers?

10

Go back 1



14

Go back 3




15

What are they?

16

Go back 3




17

Is it a jumper?


4

Go forward  
3




Is it a bear?

5



6

Go back  
1



9

What's this?


Go forward  
1



8


7

What are they?



18

What's this?



19

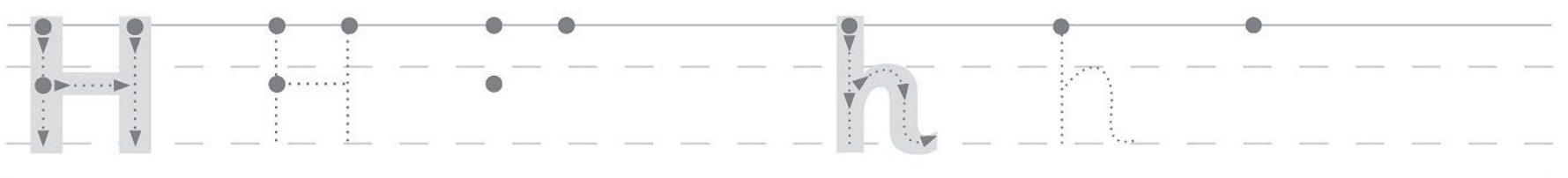
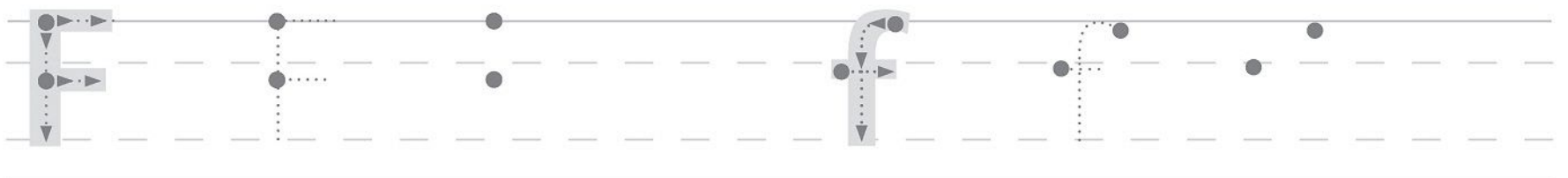
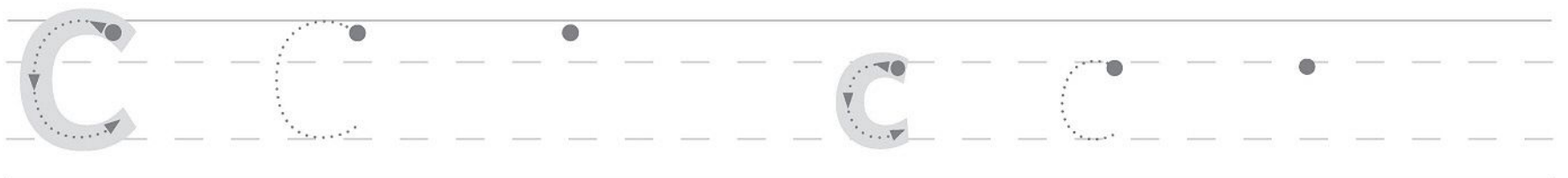
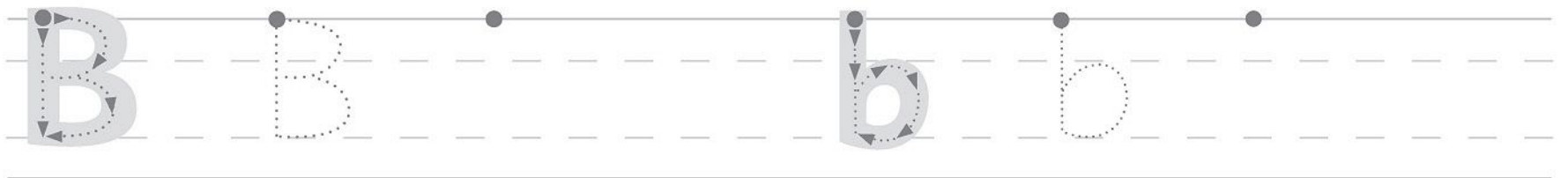
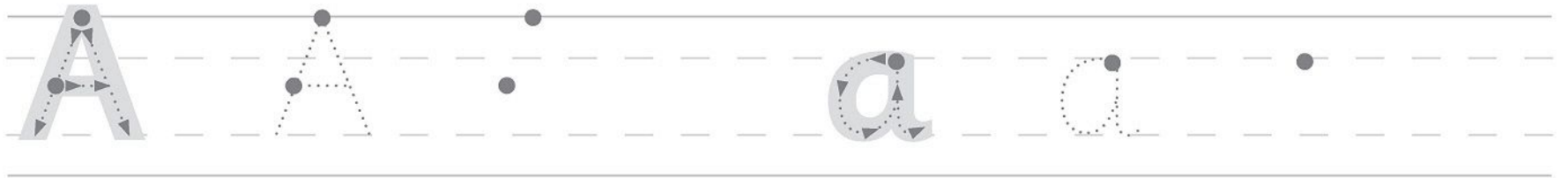
What colour is it?

20

**FINISH**

**You are the winner!**

Trace and copy.





I i I i I i

J j J j J j

K k K k K k

L l L l L l

M m M m M m

N n N n N n

O o O o O o

P p P p P p

Q q Q q Q q

R R r r

S S s s

T T t t

U U u u

V V v v

W W w w

X X x x

Y Y y y

Z Z z z

# 2<sup>nd</sup> Edition **Family and Friends**

**Support and  
development for  
the whole child**



The first level of the internationally best-selling Family and Friends series, **Family and Friends Starter** quickly takes learners from recognising and tracing letters to reading and writing simple sentences with confidence.

The **2nd Edition** now brings you:

- NEW** Interactive online practice you can assign and track
- NEW** Values and civic education lessons for developing social skills
- NEW** Additional craft projects, culture pages, songs and chants for more active learning

## Components

- **Class Book** with Student MultiROM
- **Workbook** with Online Practice
- **Class Audio CDs**
- **Teacher's Book Plus** with Online Practice and Assessment and Resource MultiROM
- **Teacher's Resource Pack** with Phonics Poster, Phonics Cards and Flashcards
- **Oxford iTools**  
Digital Classroom Resources

**OXFORD**  
UNIVERSITY PRESS



SHAPING learning TOGETHER

ISBN 978-0-19-480861-3



9 780194 808613